

FAMILY VIOLENCE OUTCOMES FRAMEWORK

Measurement and Monitoring
implementation strategy

The logo for the state of Victoria, featuring a white inverted triangle on a dark purple background.

VICTORIA

Table of Contents

| | |
|---|-----------|
| Measuring our impact | 2 |
| Outcomes reform in Victoria | 4 |
| The Family Violence Outcomes Framework | 5 |
| Building the foundations | 14 |
| Addressing the barriers to FVOF measurement and monitoring | 16 |
| Foundational measures for the 2021 FVOF Report | 19 |
| Appendix 1 – baseline report | 25 |

Family Violence Outcomes Framework Measurement and Monitoring Implementation Strategy
Family Violence Branch
Department of Premier and Cabinet

Design by Fluid Pty Ltd.

ISBN 978-1-925789-59-1 (pdf/online/MS Word)

Authorised by the Victorian Government
1 Treasury Place, Melbourne 3002

© State of Victoria (Department of Premier and Cabinet) 2020



This work, Family Violence Outcomes Framework Measurement and Monitoring Implementation Strategy, is licensed under a Creative Commons Attribution 4.0 international licence. You are free to re-use the work under that licence, on the condition that you credit the State of Victoria (Department of Premier and Cabinet) as author, indicate if changes were made and comply with the other licence terms.

Measuring our impact

The Family Violence Outcomes Framework helps translate our vision to end family violence into a quantifiable set of outcomes, indicators and measures. This strategy outlines our staged approach to measuring and monitoring outcomes.

The Royal Commission into Family Violence (Royal Commission) produced 227 recommendations that provide a framework for significant reforms in family violence prevention, early intervention and response systems across health, justice, education and broader social services.

Ending Family Violence: Victoria's Plan for Change (the 10 Year Plan) outlines how the Victorian Government will deliver the recommendations of the Royal Commission and build a future where all Victorians live free from family violence, and where women and men are treated equally and respectfully.

The Family Violence Outcomes Framework (the FVOF), published in the 10 Year Plan, helps translate this vision into a quantifiable set of outcomes, indicators and measures, helping to communicate key priorities, why they matter and what constitutes success. The *Family Violence Rolling Action Plan 2017-2020* drew on the FVOF to inform how we design, resource and reform our services and programs.

We are nearly four years into the 10 Year Plan, with over two thirds of the Royal Commission recommendations already implemented. Key elements of the reform will continue to be delivered over the coming years. Through the second *Family Violence Rolling Action Plan 2020-2023* there is the opportunity to transition from reporting on the implementation of the recommendations of the Royal Commission to measuring and monitoring our progress against the outcomes of the FVOF.

A staged approach to outcomes reform

Outcomes frameworks have applications beyond measurement and monitoring; they influence program design, set the parameters for evaluation activity, influence investment decisions and for a portfolio as far reaching as family violence, serve to unify the work of multiple government departments and agencies, specialist family violence workforces and non-specialist workforces towards a common goal.

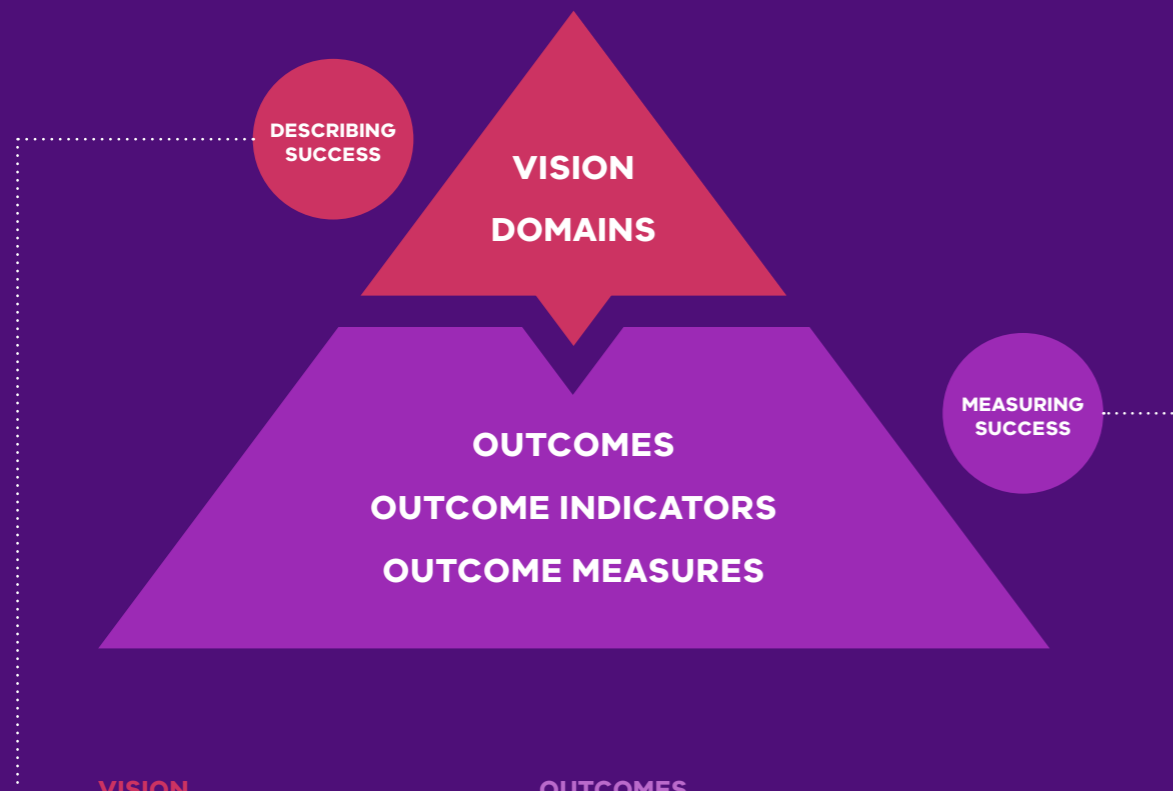
Outcomes measurement and monitoring across such a far-reaching reform has its challenges, particularly in primary prevention where it can take decades to measure change. In time, as outcomes data matures, we can increasingly gauge with greater confidence the impact the reform activity is having and use outcomes data to help inform investment decision making.

The FVOF Measurement and Monitoring Implementation Strategy (the Strategy) is an important first step towards comprehensive measurement and monitoring against the FVOF. The staged approach set out in this strategy will help build the validity and reliability of outcomes data over the next three years in parallel to delivery of the reform. To help build our outcomes capability and capacity, we will begin reporting annually against the FVOF outcomes, starting with a targeted group of measures at a population and system level.

By gradually building the number of measures reported against over time, we will increasingly build the body of family violence reform data. Through this approach we will be able to ensure greater transparency and confidence in the reform, as well as deepening our understanding of the impacts of the reform.

Outcomes reform in Victoria

The FVOF aligns with the Victorian Government's overarching whole of government outcomes architecture, articulated in *Outcomes Reform in Victoria*, which sets out a clear and consistent logic for designing and measuring outcomes. The outcomes approach uses common language and terminology to set a shared direction and creates incentives for government and the sector to work together to achieve shared priority outcomes.



VISION

The vision is the big picture, aspirational statement that describes what government wants to achieve for the community.

DOMAINS

Domains provide a logical structure for grouping related outcomes, and a line of sight from each outcome to the overall vision.

Organising outcomes frameworks into domains encourages people designing and using outcomes frameworks to consider the broader social, economic and environmental drivers of outcomes, and helps ensure frameworks cut across traditional policy divisions.

OUTCOMES

Outcomes articulate what success looks like and reflect our ambition for Victoria. They are clear, unambiguous and high-level statements about the things that matter for people and communities.

OUTCOME INDICATORS

Outcome indicators specify what needs to change in order to achieve a desired outcome, and set the direction of change. Outcome indicators reflect the key drivers and influences on progress towards an outcome.

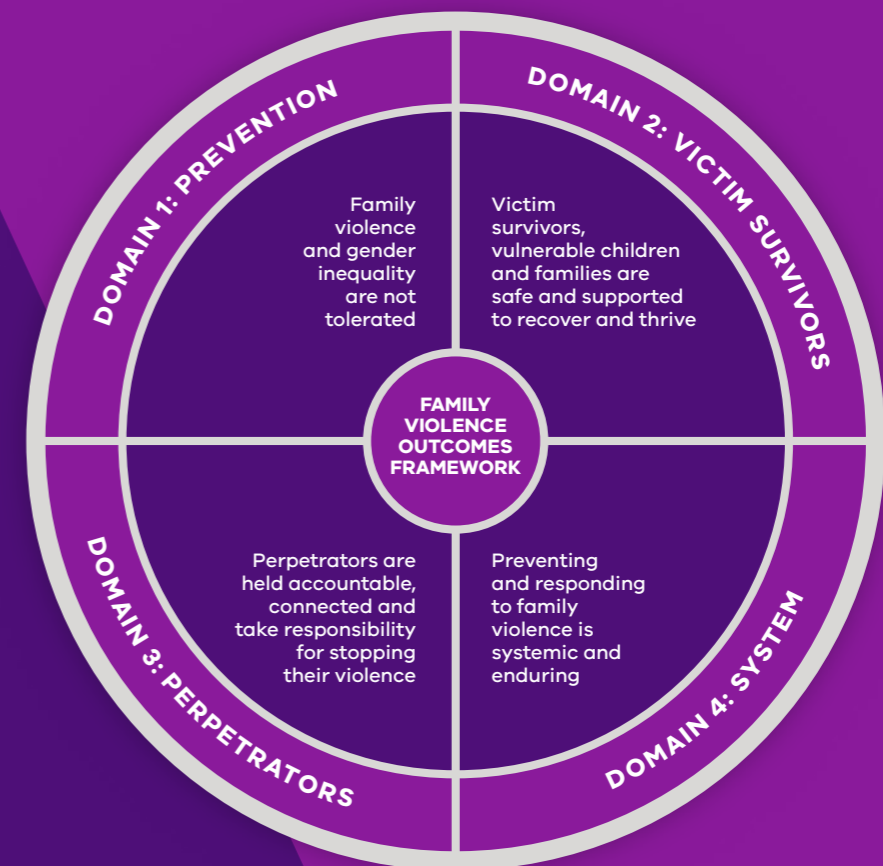
OUTCOME MEASURES

Outcome measures provide the more granular, specific detail about what will change and how you will know if you are making progress. Outcome measures are the specific way we know or count the size, amount or degree of change achieved.

Measuring success requires us to be specific about what success looks like, what needs to change to get there, and how we will know if we are getting there.

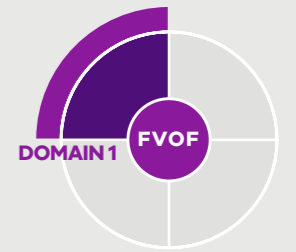
The Family Violence Outcomes Framework

The FVOF was developed in consultation with metropolitan and regional sector representatives and first published in the 10-Year Plan. Since its release the FVOF has evolved as the delivery of the family violence reform continues to mature, improve and shift into embedding change, with three of the four domains undergoing change.



DOMAIN 1

Family violence and gender inequality are not tolerated



Victorians hold attitudes and beliefs that reject gender inequality and family violence

Victorians understand the causes and forms of family violence, who is affected by violence, and the impact on victims

- ↑ Increased awareness of what constitutes violence
- ↑ Increased recognition of the significant impact of violence on victim survivors
- ↑ Increased awareness and understanding of the extent and impact of gender inequality
- ↑ Increased culture of challenging gender inequalities, across all settings and across all life stages
- ↓ Decrease in attitudes that justify, excuse, minimise, hide or shift blame for violence
- ↑ Increased visible rejection of violence by public and community leaders and in media

Victorians actively challenge attitudes and behaviours that enable violence

Victorians discuss and condemn violence through challenging rigid gender roles, gender inequality, sexism and discrimination, to break the cycle of violence

- ↓ Decrease in sexist and discriminatory attitudes and behaviours
- ↑ Increase in organisations and institutions with systems to support people who challenge sexism and discrimination
- ↓ Reduced reports of everyday stereotypes and sexism
- ↑ Increase in bystanders feeling supported to challenge sexism and discrimination
- ↑ Increase in positive bystander behaviour in the face of sexism and discrimination
- ↑ Increased confidence among men and boys to challenge their peer group when faced with disrespectful or hostile attitudes towards women

Victorian homes, organisations and communities are safe and inclusive

The prevalence of violence is significantly reduced for all Victorians equally, and people live free of fear

- ↑ Increased feelings of safety for people where they live, work, learn and play
- ↑ Increase in people feeling able, safe and willing to report violence
- ↑ Increase in the number of people who feel safe reporting discrimination and bullying
- ↓ Reduction in people subject to family violence
- ↓ Reduction in women subject to violence
- ↓ Reduction in the over-representation from particular groups experiencing violence
- ↑ Increased confidence in the systems and structures dedicated to preventing violence
- ↑ Increased number of organisations and institutions who model and promote inclusive behaviour

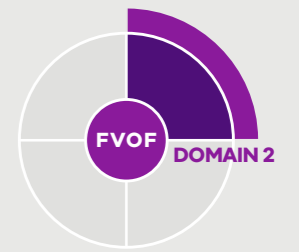
All Victorians live and practise confident and respectful relationships

Victorians are equipped with the knowledge and skills that inform and shape healthy, safe, equal and respectful relationships

- ↑ Increased understanding of what constitutes healthy, supportive and safe relationships
- ↓ Reduced exposure of young people to violence
- ↓ Decrease in prevalence of reported workplace and everyday sexism, sexual harassment and gender discrimination
- ↓ Decrease in acceptance of bullying or controlling behaviour
- ↑ Increased competence in interpersonal conflict resolution
- ↓ Reduction in experiences of discrimination

DOMAIN 2

Victim survivors, vulnerable children and families are safe and supported to recover and thrive



Early intervention prevents escalation

| | | |
|---|---|--|
| People, including children and young people, at risk of witnessing or experiencing family violence are identified early and provided with effective early interventions | ↑ | Increase early identification of people, children and young people, at risk of family violence |
| | ↑ | Increase in people receiving help and support following first disclosure |
| | ↓ | Reduction in children and young people who experience or witness family violence |
| | ↓ | Decrease in people experiencing family violence who were previously in contact with services or police |

Families are safe and strong

| | | |
|--|---|---|
| The system intervenes early to prevent harm to children and young people and enables families to access effective support services when they need them | ↓ | Reduction in harm as a result of family violence |
| | ↓ | Reduction in family violence amongst women who are pregnant or have a newborn |
| | ↓ | Reduction in the level of risk for victim survivors immediately post-separation |
| | ↓ | Reduce disruption to positive family connections |

Victim survivors are safe

| | | |
|---|---|---|
| The system takes responsibility for managing risk, instead of placing the onus on victim survivors, including children and young people | ↑ | Increase feelings of safety for victim survivors |
| | ↑ | Increase safety for victim survivors |
| | ↑ | Increase in victim survivors who remain safe |
| | ↓ | Reduction in medical presentations related to family violence |
| | ↓ | Decrease family violence deaths |

Victim survivors are heard and in control

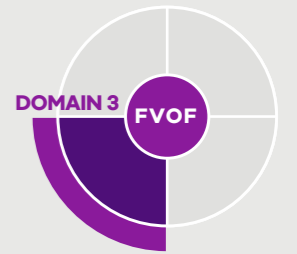
| | | |
|--|---|---|
| Victim survivors, including children and young people, are always listened to, believed and understood, and supported to take control of their immediate situation and make decisions about their future | ↑ | Increase self-referrals to family violence support services |
| | ↑ | Increase in victim survivors' confidence in the criminal justice system |
| | ↑ | Increase in victim survivors feeling supported and understood |
| | ↑ | Increase in victim survivors who know that the responsibility for the abuse sits with the perpetrator |
| | ↓ | Reduction in victim survivors who are re-victimised |

Victim survivors rebuild lives & thrive

| | | |
|---|---|---|
| Disruption is minimised for victim survivors, including children and young people, with safe and secure housing, finances, employment, education and recovery from trauma available for as long as people need it | ↓ | Reduce disruption to education for children and young people affected by family violence |
| | ↑ | Increase financial stability and independence for victim survivors |
| | ↑ | Increase in victim survivors who have safe, secure, stable and affordable housing |
| | ↑ | Increase in victim survivors who maintain strong cultural, family and community connections |

DOMAIN 3

Perpetrators are held accountable, connected and take responsibility for stopping their violence



Perpetrators stop all forms of family violence behaviour

Perpetrators understand the impact of their family violence in all its forms, including all abuse and coercive and controlling behaviour. They take responsibility for their violence and choose to change their behaviours

↓ Reduction in all family violence behaviours

↑ Increase in perpetrators taking responsibility for changing their actions and behaviours

Perpetrators are held accountable for their behaviour

Perpetrators are held accountable and supported to be accountable for their behaviours, receiving the right responses at the right time through a coordinated web of accountability

↑ Increase appropriateness of type and timing of responses, including cultural responsiveness

↑ Increase engagement and retention of perpetrators in programs and interventions

Perpetrators have safe and healthy connections and relationships

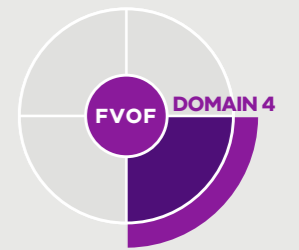
Perpetrators are supported to sustain behaviour change through a focus on building protective factors, and improving their connections and relationships with their families, communities and society where it is safe to do so

↑ Increase the equity and safety of relationships

↑ Increase perpetrators' overall wellbeing

DOMAIN 4

Preventing and responding to family violence is systemic and enduring



The family violence system is accessible, and services and programs are available and equitable

- Prevention activities occur across all key settings and the support system is easy to navigate and services are available to people when and where they need them, at all times of the day and night
- ↑ Increase equitable access to services and programs
 - ↑ Increase availability of services and programs when and where they are needed

The family violence system intervenes early to identify and respond to family violence

- The family violence system intervenes and responds early to prevent escalation and minimise harm and risk for people using family violence and those at risk of using family violence
- ↑ Increase early identification and engagement of people using family violence to prevent escalation and minimise risk
 - ↑ Increase early identification and supports for people at risk of using family violence

The family violence system is person-centred and responsive

- Services are personalised, flexible, culturally relevant and reflect individual and family choices, need and circumstances, particularly for diverse communities and those with complex needs
- ↑ Increased involvement of people with lived experience in the design and delivery of services and programs
 - ↑ Increased responsiveness to the needs and circumstances of individuals and communities

The family violence system is integrated

- Services work together and share information to provide a coordinated quality response to people and families, informed by dynamic risk assessment and sensitive to people's diverse needs. The system supports effective and evidence-based prevention efforts
- ↑ Increased coordination and collaboration across the system
 - ↑ Increase sharing of information to assess and respond to needs and risks
 - ↑ Increase Aboriginal and community led partnerships, governance and leadership

The family violence and broader workforces across the system are skilled, capable and reflect the communities they serve

- The workforce is supported through new career pathways, fair conditions and a commitment to enhanced wellbeing and safety, and is skilled to meet people's diverse needs
- ↑ Increase workforce diversity
 - ↑ Increase workforce skills and capabilities
 - ↑ Increase in health, safety and wellbeing of the family violence workforce

Building the foundations

Four years since the adoption of outcomes reform in Victoria and the release of the FVOF, we have a better understanding of available and reportable family violence related data, we have commenced work on measures development to begin to show impact and we have refined three domains in line with reform maturity.

The sum of these activities, described in more detail below, enable us to begin to measure and monitor progress against the FVOF.

Refining the FVOF

The prevention-focused domain's outcomes and indicators have been updated to ensure alignment with the outcomes and indicators published in the first Action Plan of *Free from Violence*, Victoria's prevention strategy and the refreshed Gender Equality Outcomes Framework.

New outcomes and indicators have been developed for the perpetrator-focused domain, following a significant refresh in 2020 in collaboration with sector stakeholders to ensure the domain reflects the need for mutually reinforcing 'web of accountability' that links all parts of government, justice and social services sectors, in line with the recommendations of the Royal Commission into Family Violence and the Expert Advisory Committee on Perpetrator Interventions.

Indicators for the system-focused domain have been developed and existing outcomes refined, following the design of key operational elements of the family violence reform agenda, such as the establishment of Respect Victoria, the Orange Door, Specialist Family Violence Courts, and the redevelopment of the Multi-Agency Risk Assessment and Management Framework. In addition, a new outcome (and corresponding indicators) has been developed that focuses on early intervention.

Creating a FVOF baseline

A key step towards outcomes measurement and monitoring is the creation of a baseline to support understanding of change over time. Government has developed a baseline report at Appendix 1, which gives an indicative starting point for measurement of achievements across the Framework's first three domains, as set at the commencement of the reform in 2016. There are no measures for the fourth system-focused domain as indicators had not yet been finalised at the time the report was developed.

Gender Equality Baseline Report

Victoria's first Gender Equality Baseline Report was released in December 2019. It provides a comprehensive picture of how Victoria is tracking towards gender equality and gives a set of measures against which progress towards gender equality outcomes in Victoria will be monitored over time. The Baseline Report demonstrates significant gaps in gender equality across our community and identifies key areas for government investment in coming years.

Family Violence Data Collection Framework

To support collection of data in line with FVOF outcomes and respond to known data limitations across priority communities, the Victorian Government developed the Family Violence Data Collection Framework. The Framework is a tool for government and non-government service providers and agencies to standardise the collection of administrative information, improve data collection practices and build the existing family violence evidence base in Victoria.

In response to data gaps identified through work on the Family Violence Data Collection Framework, DPC's Office for Women commissioned ANROWS to develop and test supplementary questions for inclusion in the National Community Attitudes Survey. At a population level, these additional questions will enhance our ability to measure changes over time in people's understanding of and attitudes towards, violence against women, and the factors that influences their attitudes and perceptions. The questions have been tested for use at the project and initiative level to ensure that changes in attitudes can also be monitored and measured in specific cohorts over the short and intermediate term.

Client outcomes measurement and monitoring

The FVOF is designed to track population and system level outcomes across Victoria. Understanding client outcomes will be an important component of measuring impact in future FVOF reporting. Client outcomes measurement and monitoring is at the early stages of testing across both the children and families and family violence sectors. The Department of Health and Human Services and Family Safety Victoria are working collaboratively to trial approaches to client outcomes data collection that are intended, in time, to support a consistent approach to understanding the impact of services for clients across these overlapping service systems.

Dhelk Dja: Monitoring, Evaluation and Accountability Plan

The Dhelk Dja Monitoring, Evaluation and Accountability Plan (MEA plan) accompanies *Dhelk Dja: Safe Our Way – Strong Cultures, Strong Peoples, Strong Families*, the Aboriginal 10-year Family Violence Agreement 2018-2028. The MEA Plan lays out how the Dhelk Dja Partnership Forum can monitor and evaluate its strategy, including whether the Dhelk Dja agreement is achieving its intended outcomes. The outcomes, indicators and measures in the MEA Plan are Aboriginal defined measures of progress and success that align with holistic understandings of health and wellbeing and were developed with the Dhelk Dja Partnership Forum in line with the Victorian government's commitment to Aboriginal self-determination. The MEA Plan aligns to the FVOF where relevant.

Multi-Agency Risk Assessment Management Monitoring and Evaluation Framework

The MARAM monitoring and evaluation framework aligns the MARAM reform, including family violence information sharing, with the Family Violence Outcomes Framework. The monitoring and evaluation framework provides indicators to determine whether the MARAM reform is contributing to victim survivor safety, perpetrator accountability and earlier intervention. It will be used to gather regular monitoring data, as well as to inform the legislated 5-year review of MARAM and the family violence information sharing scheme.

Policing Harm, Upholding the Right: Victoria Police Strategy for Family Violence, Sexual Offences and Child Abuse 2018-2023

This strategy includes a range of performance measures that will be reported against annually and publicly. The strategy has been developed in response to Recommendation 47 of the Royal Commission, which required Victoria Police develop a new family violence performance measurement and reporting framework, with a broader range of quantitative and qualitative performance measures against which it reports annually and publicly, on a state-wide, regional and divisional basis.

Data linkage capacity

Victoria’s enduring linked data asset has been expanded to include 30 plus datasets across health, human services, justice, police and education. This asset contains many datasets which support measurement of family violence outcomes.

Annual Survey of Young people involved with Youth Justice

The Department of Justice and Community Safety maintains the Annual Survey of Young people involved with Youth Justice which provides information about children and young people supervised by youth justice in the community and in youth justice precincts. The Annual Survey now includes family violence data points related to both perpetrators and victims. Survey data complements information that can be obtained from the Client Relationship Information System and provides a snapshot of emerging issues and demographic trends presented by the cohort of young people involved with the youth justice service.

Addressing the barriers to FVOF measurement and monitoring

Comprehensive outcomes measurement and monitoring of the family violence reform has its challenges, particularly as the data is spread across the social services system, with variable quality, alignment or availability.

Further, we know that some change, such as impacts of primary prevention can take decades to measure. The Royal Commission emphasised the importance of data but recognised at the time there were significant challenges to the availability and reliability of family violence data.

Through this strategy the Victorian Government is adopting a pragmatic, continuous improvement approach towards the development of comprehensive outcomes measurement and monitoring.

Data availability and reliability remain a key challenge

Despite work to date to undertake outcomes measurement and monitoring, efforts to implement the FVOF have reaffirmed the findings of the Royal Commission – data collection across government and services varies significantly in quality and reliability. For example, across all the domains, quantitative data collected through crime and justice services and programs is more accessible, sophisticated and aggregable.

By contrast, data on victim survivor safety and recovery, perpetrator accountability and community awareness of family violence impacts is limited, in part because many of the datasets drawn upon to measure reform achievements are built on legacy requirements or designed for alternative primary functions.

Government’s ability to disaggregate data for priority communities, for example Aboriginal people and culturally and linguistically diverse communities, is also limited due to poor-quality demographic data and the variability in accurately capturing and recording the Standard Indigenous Question. In addition, there are gaps in data visibility for other priority groups such as children and young people as victim survivors in their own right, which was particularly emphasised throughout sector consultation for the development the *Rolling Action Plan 2020-2023*.

These issues make it difficult to reliably measure outcomes; but building on the foundational elements in place, the following actions will help us address these barriers through continuous improvement using a staged approach.

A staged approach to comprehensive measuring and monitoring under the FVOF

Set out below are key activities for 2021 and ongoing to support a staged approach. Collaborative work across government will be important to ensure the success of the approach, supported by appropriate governance within government and with key family violence sector groups.

- **Establishing an annual report against the FVOF** – building on the baseline report at Appendix 1, the first annual FVOF Report will be released in November 2021. This report will feature data and analysis collected across a selection of foundational measures, which will help demonstrate progress towards the outcomes articulated in the FVOF. The suite of measures reported on will increase each year as more work is done to address barriers and build new data sets. Each annual report will include a high level workplan for the following year to ensure we are continuing to build the suite of measures and addressing barriers.

- **Refining the FVOF to ensure it reflects reform objectives and lessons learned over the last four years** – while certain outcomes will remain constant, parts of the FVOF may need to be recalibrated from time to time to ensure alignment with the reform. This is especially important as the reform is being implemented through a continuous improvement approach. Specifically:
 - in 2021 consideration will be given to elevating those indicators that measure movements in the prevalence of family violence and all forms of violence against women above all domains, to allow us to aggregate the effort of the family violence reform against the vision of ending family violence
 - the review of the *Free from Violence Outcomes Framework* will continue into 2021, with a view to developing short and intermediate term outcomes, indicators and measures and presenting the refreshed framework the *Free from Violence Second Action Plan* in late 2021
 - the victim survivor-focused domain will be refined in the first half of 2021 to ensure there are specific outcomes for children and young people as victim survivors in their own right
 - following the recent refresh of the perpetrator-focused domain, a supporting set of measures will be developed in 2021, with some of those measures to be included in the FVOF November 2021 report
 - prevention-focused measures will be developed in 2021 to ensure prevention is a key, integrated component within the system-focused domain

Working with key stakeholder groups to ensure the FVOF expresses the experiences of those with a lived experience of family violence

- **Drawing on sector experiences to refine the FVOF** – work to refine the domains of the FVOF will rely heavily on the knowledge and expertise of family violence stakeholders
- **Working with sector-based groups to identify existing and future measures in 2021** – government will work closely with key stakeholder groups to focus on better incorporating service sector data and identify new measures for future reports

Building outcome data quality and availability

- **Working with data custodians to strengthen existing data sets in 2021** – guided by the priorities of the Rolling Action Plan and the reform research agenda, annual reporting will drive improvements to existing data collection and help develop new measures.
- **Developing a data sharing agreement in 2021 to support FVOF reporting** – data sharing is critical to enable greater data linkage between datasets and allow for the development of more measures
- **Expanding outcome data quality and availability (ongoing)** – as data availability and quality mature, future reports will be expanded to design, collect and analyse client and service system data
- **Strengthening data collection for diverse cohorts** – through the Dhelk Dja Agreement, Everybody Matters Statement, State of the Children Report and family-violence related data in portfolio-specific outcomes frameworks

Broader outcomes work across the reform

This Strategy is primarily focused on measurement and monitoring and the continuous improvement that that activity generates; it is important to acknowledge the broader work that, while outside the scope of this document, will contribute to our staged continuous improvement approach.

- **Integrating the FVOF into program planning and monitoring and evaluation activities** to help create a more holistic picture of reform outcomes and impacts at the population level; for example, by clearly articulating to service providers the outcomes sought to be measured and guiding the collection of relevant data from the outset. For example, the development of a theory of change and monitoring and evaluation framework for perpetrator interventions, and a monitoring plan for *Everybody Matters, Inclusion and Equity Statement*.
- **Target research in priority family violence and sexual assault evidence gaps**, which could include research into outcomes and ways to measure
- **Implementation of client outcomes projects within family violence therapeutic interventions and perpetrator interventions over 2020-2022**
- **The development and release of a *Free from Violence Monitoring and Evaluation Framework*** to guide and facilitate robust assessment of the aggregate impact of FFV initiatives progressed under the first *Free from Violence* Action Plan.

Respect Victoria's Prevention of Family Violence Data Platform

Respect Victoria with the Crime Statistics Agency is developing an online, publicly available Prevention of Family Violence Data Platform, to be launched in early 2021. The Platform establishes a basis for baselining and monitoring long-term, Victorian population-level or broad societal trends aligned with primary prevention outcomes and indicators. The Platform will support our ability to understand the extent to which collective prevention effort is contributing to and enabling wholesale cultural shifts over time and will support strategic insights into specific areas requiring ongoing prevention investment. It will showcase population-representative survey, census and select administrative data, from over 30 reliable data instruments. Wherever possible, data is reported at a Victorian level, which means that state-based results from key national datasets will be publicly available for the first time in many cases. Data measures are aligned with the prevention outcomes and indicators as articulated in the *Free From Violence Outcomes Framework*, which has now been adopted as the Prevention domain of the Family Violence Outcomes Framework. Importantly too, the Platform provides a strong basis for identification of data gaps and data investment needs. Aligned with the development of the prevention-focused Family Violence Data Platform, Respect Victoria has supported ANROWS to boost the Victorian sample size for the 2021 National Community Attitudes Survey (NCAS) data collection. This will provide the basis for rich Victorian analysis of the 2021 NCAS, including disaggregation by diverse cohorts.

Foundational measures for the 2021 FVOF Report

The FVOF provides a transparent approach to monitoring and reporting progress towards ending family violence. 29 measures have been identified for the inaugural FVOF report, for release in November 2021, with the final set to be finalised by mid-2021.

Measures are categorised as follows:

| Data availability | |
|---------------------------------------|---|
| ● | – data is available now (16 measures) |
| ● | – data exists but is currently being improved (13 measures) |

5 measures are also proposed for development for incorporation into the inaugural FVOF report.

The selection of the foundational measures has been guided by the *Rolling Action Plan 2020-2023* priority areas and data availability, although gaps remain across some of the priority areas. There are some outcomes and indicators for which there are no reportable measures; over the duration of the Rolling Action Plan, we will ensure each priority area is reflected in the FVOF and data exists for most outcomes and indicators.

| Glossary | |
|-------------|--|
| DHHS | Department of Health and Human Services |
| DJCS | Department of Justice and Community Safety |
| FSV | Family Safety Victoria |

DOMAIN 1

Family violence and gender inequality are not tolerated

To prevent family violence and other forms of violence against women, we must challenge the negative attitudes, social norms, and behaviours that create and perpetuate gender inequality and discrimination. We must work to build equality between women and men, girls and boys, and trans, non-binary and gender-diverse people.

Good practice prevention strategies will progressively reduce future prevalence of violence against women and family violence, but ending such violence at the population-level requires long-term, sustained investment over many years to achieve generational shifts in gender inequality.

While seemingly counterintuitive, we can even expect to see some upwards movement in prevalence rates for indicators of violence against women through heightened public attention drawn to the issue of violence against women. Consequently, individuals experiencing violence are more likely to recognise it as such, report it and seek help from response services.

Over the long-term, we can expect to see a reduction in the factors that drive and reinforce violence. With new generations growing up in Victoria, we expect to see population level prevalence rates begin to fall.

| Outcomes | Indicator | Measure | Source | Data availability |
|---|---|--|---|--------------------------------------|
| Victorians hold attitudes and beliefs that reject gender inequality and family violence | Increased awareness of what constitutes violence | Victorian mean score on the Understanding of Violence Against Women Scale (UVAWS), by gender | National Community Attitudes Survey (NCAS), ANROWS | ● |
| | Decrease in attitudes that justify, excuse, minimise, hide or shift blame for violence | Victorian mean score on the Community Attitudes Supportive of Violence Against Women Scale (CASVAWS), by gender | NCAS (every 4 years) | ● |
| Victorians actively challenge attitudes and behaviours that enable violence | Decrease in sexist and discriminatory attitudes and behaviours | Victorian mean score on the Gender Equality Attitudes Scale (GEAS), by gender | NCAS (every 4 years) | ● |
| Victorian homes, organisations and communities are safe and inclusive | Increased feelings of safety for people where they live, work, learn and play | Proportion of Victorians who report feeling safe walking alone in their local area after dark in the last 12 months, by gender | Personal Safety Survey (PSS), ABS (every 4-5 years) | ● |
| All Victorians live and practise confident and respectful relationships | Decrease in prevalence of reported workplace and everyday sexism, sexual harassment and gender discrimination | Proportion of Victorians aged 18 years and over who have experienced sexual harassment (in any setting) in the last 12 months, by gender | PSS (every 4-5 years) | ● |

The Free from Violence Outcomes Framework is currently under review, with a view to developing short and intermediate term outcomes, indicators and measures. The refreshed framework, which will be published in the Free from Violence Second Action Plan in 2021, will complement the prevention domain of the FVOF, which will outline the long-term primary prevention outcomes expected at the population level. Only select foundational measures will be reported against in this inaugural baseline report, pending further work to determine the best measures to monitor progress towards achievement of primary prevention outcomes over time. It is intended that the suite of Domain 1 foundational measures be further expanded for future Family Violence Outcomes reporting.

DOMAIN 2

Victim survivors, vulnerable children and families are safe and supported to recover and thrive

The Royal Commission found that the service system did not make it easy for victim survivors and families to know what support is available or how they can get help. When people sought help, they were met with a system that is almost impossible to navigate.

Under the reform, victim survivors are beginning to access more timely and responsive assistance, tailored to their own individual circumstances, needs and experiences of family violence.

| Outcomes | Indicator | Measure | Source | Data availability |
|---|---|---|---------------------|-------------------|
| Early intervention prevents escalation | Increase in people receiving help and support following first disclosure | Number/proportion of people experiencing family violence who receive a service following first incident reported to Victoria Police, by service/program type received | FSV DHHS DJCS | ● |
| | Reduction in children and young people who experience or witness family violence | Number/proportion of family violence incidents where 'child present' is recorded | DJCS | ● |
| | | Number/proportion of unique affected family members on L17 forms who are children (during reference period) | DJCS | ● |
| Families are safe and strong | Reduction in family violence amongst women who are pregnant or have a newborn | Number/proportion of family violence incidents where 'pregnancy or new birth' is recorded | DJCS | ● |
| | Reduction in level of risk for victim survivors immediately post-separation | Number/proportion of family violence incidents where 'recent separation' is recorded on L17 form | DJCS | ● |
| Victim survivors are safe | Increase safety for victim survivors | Number/proportion of victim survivors who experience family violence while receiving a family violence service, by service/program type | FSV DHHS DJCS | ● |
| | Decrease family violence deaths | Number of family violence-related deaths annually | DJCS | ● |
| Victim survivors are heard and in control | Increase self-referrals to family violence support services | Number/proportion of self-referrals to family violence support services, by program type | FSV DHHS | ● |
| | Increase in victim survivors feeling supported and understood | Number/proportion of clients who feel heard and respected | FSV | ● |
| Victim survivors rebuild lives and thrive | Increase in victim survivors who have safe, secure, stable and affordable housing | Number/proportion of victim survivors who experience an improvement in their housing situation after receiving a service | DHHS | ● |
| | | Number/proportion of victim survivors who are homeless/without a permanent place to live because of family violence reasons | DHHS | ● |

DOMAIN 3

Perpetrators are held accountable, connected and take responsibility for stopping their violence

Perpetrator accountability is everybody's business. The RCFV recommended a response that links all parts of government, justice and social services sectors, to overcome the existing fragmented and episodic response to perpetrators and to create a mutually reinforcing 'web of accountability' that stops perpetrators from committing further violence, holds them to account, keeps them in view and supports them to change their behaviour and attitudes.

While the system can and should hold the perpetrator responsible for their behaviour, ultimately only the perpetrator themselves can choose to end their use of violence.

Every time a perpetrator interacts with the service system, there is an opportunity to affect behaviour change. If effective interventions are targeted to the right perpetrators at the right time, significant downstream costs to victim survivors, the community and government can be avoided.

| Outcomes | Indicator | Measure | Source | Data availability |
|--|---|--|--------|-------------------|
| Perpetrators stop all forms of family violence behaviour | Reduction in all family violence behaviours | Number/proportion of reported contraventions of Family Violence orders | DJCS | ● |
| | Reduction in all family violence behaviours | Number/proportion of individuals identified as the primary aggressor in an L17 report who receive a subsequent L17 report within [12 months] | DJCS | ● |

DOMAIN 4

Preventing and responding to family violence is systemic and enduring

The Royal Commission found a family violence system that was complex and difficult to navigate among the many services and systems, including justice and legal services, police, specialist family violence services, housing, child protection and other health services.

A whole-of-government approach to the family violence reform is required to transform how we prevent and respond to family violence. This has involved fundamental changes to underlying structures and systems, to ensure that all service systems are able to identify, assess, manage and respond to victim survivors and perpetrators, and deliver better outcomes for those affected by family violence.

| Outcomes | Indicator | Measure | Source | Data availability |
|---|--|--|------------------|-------------------|
| The family violence system is accessible, and services and programs are available and equitable | Increase equitable access to services and programs | Number/proportion of funding allocated to programs and organisations that support priority communities | Cross-government | ● |
| | | Prevention-focused measure to be developed | TBD | |
| | Increase availability of services and programs when and where they are needed | Number/proportion of Victorians agree they know where to get advice or support for family violence | DHHS | ● |
| The family violence system intervenes early to identify and respond to family violence | Increase early identification and engagement of people using family violence to prevent escalation and minimise risk | Measure to be developed | TBD | |
| | | Measure to be developed | TBD | |
| The family violence system is person-centred and responsive | Increased involvement of people with lived experience in the design and delivery of services and programs | Number/proportion of people with lived experience on family violence governance groups | Cross-government | ● |
| | | Prevention-focused measure to be developed | TBD | |
| | Increased responsiveness to the needs and circumstances of individuals and communities | Number/proportion of clients who agree they were given a choice in what happens next | FSV | ● |
| | | Number of multicultural, ethno-specific and faith-based organisations working with the Family Violence Regional Integration Committees | FSV | ● |
| | Number of organisations engaged with the Disability Family Violence Practice Leaders | FSV | ● | |

| Outcomes | Indicator | Measure | Source | Data availability |
|--|--|---|---|--------------------|
| The family violence system is integrated | Increased coordination and collaboration across the system | Prevention-focused measure to be developed | TBD | |
| | | Increase sharing of information to assess and respond to needs and risks | Number of Central Information Point reports provided to services | FSV ● |
| | | Increase Aboriginal and community led partnerships, governance and leadership | Number/proportion of representatives from Aboriginal and diverse communities/organisations on family violence governance groups | Cross-government ● |
| The family violence and broader workforces across the system are skilled, capable and reflect the communities they serve | Increase workforce diversity | Number/proportion of workforce that identify as from a priority community: ATSI, CALD, LGBTIQ, Disability | FSV | ● |
| | | Increase workforce skills and capabilities | Number/proportion of workforce who report confidence they have enough training and experience to perform their role effectively | FSV ● |
| | | Increase in health, safety and wellbeing of the family violence workforce | Number/proportion of workforce who report work related stress | FSV ● |

Appendix 1 – baseline report

Primarily, the report serves as the inaugural 'baseline report' for the FVOF, using the 2016/17 reference data collected from departments and agencies in the first half of 2019.

It provides an analysis of 14 measures across the first three domains, demonstrating the strengths and weaknesses of the data collected and highlighting the data gaps more broadly across the FVOF, which are noted in the Family Violence Outcomes Framework Measurement and Monitoring Implementation Strategy.

The measures were selected based on data availability and alignment to the *Family Violence Rolling Action Plan 2020-2023* priorities, noting that there are no system domain measures as indicators for that domain were developed after the 2019 data collection process.

All data specified in this report have associated specifications and caveats which should be considered (this information is on pages 36 to 45, after the measures analysis).

The 14 measures and their aligned outcomes and indicators are summarised overleaf.

| Domain | Outcomes | Indicator | Measure |
|---|---|---|--|
| Family violence and gender inequality are not tolerated | Victorians hold attitudes and beliefs that reject gender inequality and family violence | Increased awareness of what constitutes violence | Victorian mean score on the Understanding of Violence Against Women Scale (UVAWS), by gender |
| | | Decrease in attitudes that justify, excuse, minimise, hide or shift blame for violence | Victorian mean score on the Community Attitudes Supportive of Violence Against Women Scale (CASVAWS), by gender |
| | Victorians actively challenge attitudes and behaviours that enable violence | Decrease in sexist and discriminatory attitudes and behaviours | Victorian mean score on the Gender Equality Attitudes Scale (GEAS), by gender |
| | Victorian homes, organisations and communities are safe and inclusive | Increased feelings of safety for people where they live, work, learn and play | Proportion of Victorians who report feeling safe walking alone in their local area after dark in the last 12 months, by gender |
| Victim survivors, vulnerable children & families, are safe & supported to recover & thrive | All Victorians live and practise confident and respectful relationships | Decrease in prevalence of reported workplace and everyday sexism, sexual harassment and gender discrimination | Victorians aged 18 years and over who have experienced sexual harassment (in any setting) in the last 12 months, by gender |
| | | Early intervention prevents escalation (victim) | Increase in people receiving help and support following first disclosure |
| | Families are safe and strong | Reduction in children and young people who experience or witness family violence | Number/proportion of family violence incidents where 'child present' is recorded |
| | | Reduction in family violence amongst women who are pregnant or have a newborn | Number/proportion of family violence incidents where 'pregnancy or new birth' is recorded |
| | | Reduction in the level of risk for victim survivors immediately post separation | Number/proportion of family violence incidents where 'recent separation' is recorded |
| | Victim survivors are safe | Decrease family violence deaths | Number/proportion of family violence-related deaths annually |
| | Victim survivors rebuild lives and thrive | Increase in victim survivors who have safe, secure, stable and affordable housing | Number/proportion of victim survivors who are homeless/without a permanent place to live Number/proportion of victim survivors who experience an improvement in their housing situation after receiving a service |
| Perpetrators are held accountable, connected and take responsibility for stopping their violence | Perpetrators stop all forms of family violence behaviour | Reduction in all family violence behaviours | Number/proportion of reported contraventions of Family Violence orders |
| | | Reduction in all family violence behaviours | Number/proportion of individuals identified as the primary aggressor in an L17 report who receive a subsequent L17 report within [12 months] |

DOMAIN 1

Family violence and gender inequality are not tolerated

Summary

Five measures were selected from across the four outcomes in the Prevention Domain. These measures provide an indication of progress in Victoria towards improving community understanding of family violence and all forms of violence against women, improving community feelings of safety and reducing women's experiences of violence and gendered discrimination, disparity and harassment.

Key Insights – measures

Data relevant to Prevention domain outcomes, drawn from the National Community Attitudes towards Violence against Women Survey (NCAS) and the Personal Safety Survey, shows that in Victoria:

- Understanding of what constitutes violence against women has improved amongst men and women over the last four years. However, a higher proportion of women demonstrate an understanding of what constitutes violence against women than men.
- Overall propensity towards expressing attitudes that condone violence against women has decreased over time, however men are somewhat more likely than women to subscribe to attitudes that are supportive of violence against women.
- Overall, there has been a slight improvement in attitudes supportive of gender equality over time, but women are more likely than men to hold attitudes supportive of gender equality.
- The proportion of people who feel safe walking alone in their local area after dark has remained reasonably consistent over time. However, gender disparities in feelings of safety continue to be noted, with women almost twice as likely as men to report feeling unsafe in public after dark when alone.
- The proportion of women experiencing sexual harassment over a 12-month period has increased notably between 2012 and 2016. Women were also twice as likely as men to have experienced sexual harassment in the 12 months prior to 2016.

Whilst not a comprehensive assessment of Victorian progress towards achieving the ambitious outcomes outlined in the prevention domain of the FVOF, these data indicate significant advancements in the prevention of family violence and all forms of violence against women. Specifically, NCAS attitudinal data suggests that substantial and concerted investment in primary prevention over the past 4 years has yielded rewards. The community is becoming less tolerant of violence against women and more embracing of gender equality. While these results are heartening, the data also indicates that attitudinal shifts in the community have not yet translated to improved feelings of safety for women in public settings. These findings are consistent with the general patterns of change associated with primary prevention initiatives: achieving primary prevention outcomes requires substantial and sustained investment over a long-term; attitudinal change is likely to precede behavioural change; and attitudinal change needs to be accompanied by shifts to the norms, systems and structures that produce and reproduce gender inequality and other forms of discrimination and disadvantage.

The observed increase in women's experience of sexual harassment is concerning, but may not necessarily reflect actual increases in prevalence. It is possible that increased media coverage of sexual harassment allegations in recent years along with the growing #MeToo movement, and the conviction of a number of high profile figures, including Hollywood producer, Harvey Weinstein, may have raised community awareness of sexual harassment practices and encouraged a greater willingness among women to report experiences of sexual harassment, including historical incidents

Measures Analysis

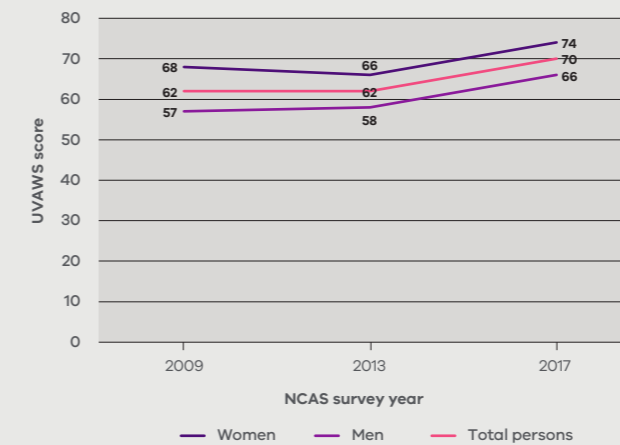
Measure: Victorian mean score on the Understanding of Violence Against Women Scale (UVAWS), by gender

Outcome: Victorians hold attitudes and beliefs that reject gender inequality and family violence

Indicator: Increased awareness of what constitutes violence

Data source: National Community Attitudes Survey (NCAS), ANROWS, 2009, 2013 and 2017

Overall understanding of what constitutes violence against women has improved since 2013. Women continue to demonstrate a higher understanding of violence against women relative to men.



Understanding of Violence Against Women Scale (UVAWS) scores represent a composite measure of the extent to which attitudes reveal an awareness of the different forms of violence against women, based on responses to a range of questions. Time series data indicate that following a stasis between 2009 and 2013, Victorians' overall understanding of violence against women has improved between 2013 and 2017. These data also show that Victorian women's average understanding of violence against women continues to be higher than men's.

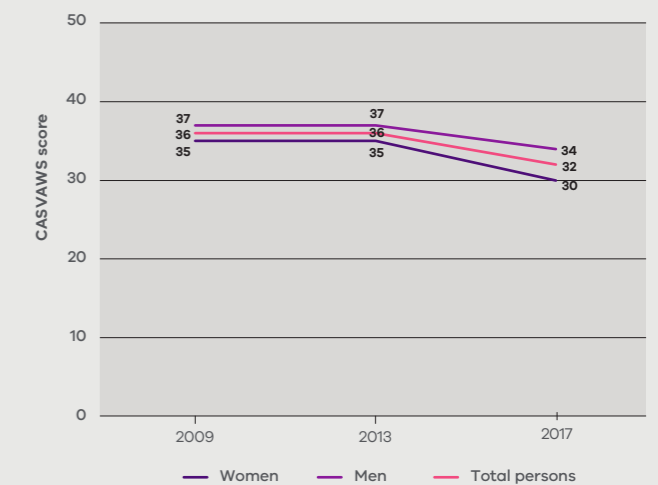
Measure: Victorian mean score on the Community Attitudes Supportive of Violence Against Women Scale (CASVAWS), by gender

Outcome: Victorians hold attitudes and beliefs that reject gender inequality and family violence

Indicator: Decrease in attitudes that justify, excuse, minimise, hide or shift blame for violence

Data source: National Community Attitudes Survey (NCAS), ANROWS, 2009, 2013 and 2017

Overall propensity to express attitudes that that condone violence against women has decreased over time, however men are somewhat more likely than women to subscribe to attitudes that are supportive of violence against women.



Community Attitudes Supportive of Violence Against Women Scale (CASVAWS) scores represent a composite measure of the extent to which attitudes are supportive or condoning of violence against women, based on responses to a range of questions. Overall Victorian scores on the Community Attitudes Supportive of Violence Against Women Scale (CASVAWS) declined between 2013 and 2017, after remaining consistent between 2009 and 2013. This recent decline indicates that Victorians are now less likely to express attitudes that condone violence against women. However, these data also suggest that further work is required, with attitudinal improvements amongst Victorian men continuing to lag slightly behind women.

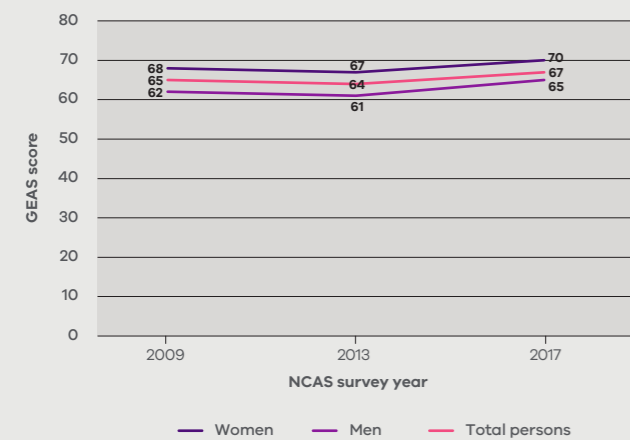
Measure: Victorian mean score on the Gender Equality Attitudes Scale (GEAS), by gender

Outcome: Victorians actively challenge attitudes and behaviours that enable violence

Indicator: Decrease in sexist and discriminatory attitudes and behaviours

Data source: National Community Attitudes Survey (NCAS), ANROWS, 2009, 2013 and 2017

Victorians' attitudes toward gender equality have improved slightly over time. Women are more likely than men to hold attitudes supportive of gender equality.



Gender Equality Attitudes Scale (GEAS) scores represent a composite measure of the extent to which Victorians hold attitudes supportive of gender equality, based on responses to a range of questions. Victorians' mean GEAS scores have increased slightly between 2013 and 2017, after a period of relative consistency between 2009 and 2013. These data reveal that Victorian women continue to hold attitudes which are more supportive of gender equality than men.

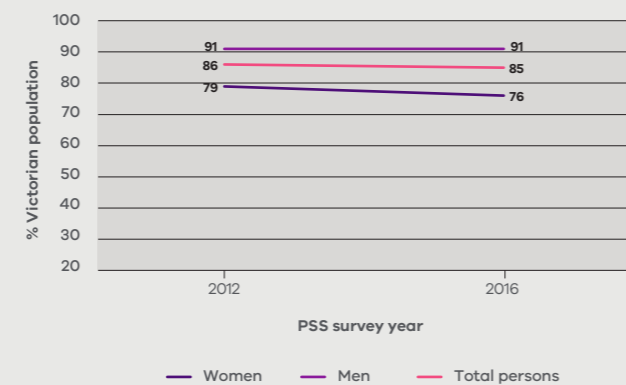
Measure: Proportion of Victorians who report feeling safe walking alone in their local area after dark in the last 12 months, by gender

Outcome: Victorian homes, organisations and communities are safe and inclusive

Indicator: Increased feelings of safety for people where they live, work, learn and play

Data source: Personal Safety Survey (PSS), ABS, 2012 and 2016

The proportion of Victorians who feel safe walking alone in their local area after dark has remained reasonably consistent over time. However, women continue to be less likely than men to report feeling safe in this situation.



The overall proportion of Victorians who report feeling safe walking alone in their local area after dark in the 12-month period prior to being surveyed has remained relatively consistent between 2012 and 2016. However, these data reveal a continued gender disparity between women's and men's feelings of safety. Women are less likely than men to report feeling safe walking alone in their local area after dark, and the proportion of women who report feeling safe has slightly declined between 2012 and 2016.

Measure: Proportion of Victorians aged 18 years and over who have experienced sexual harassment (in any setting) in the last 12 months, by gender

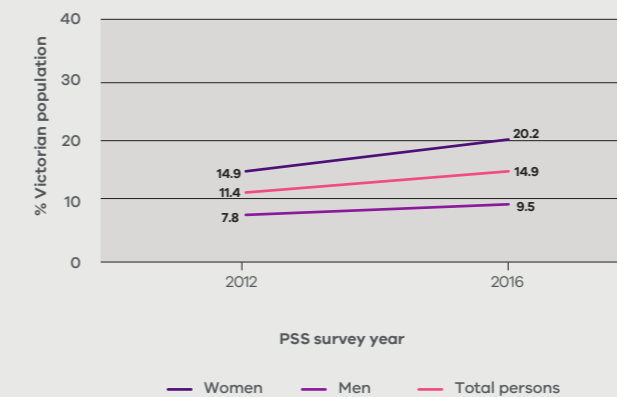
Outcome: All Victorians live and practise confident and respectful relationships

Indicator: Decrease in prevalence of reported workplace and everyday sexism, sexual harassment and gender discrimination

Data source: Personal Safety Survey (PSS), ABS, 2012 and 2016

The proportion of women experiencing sexual harassment over a 12-month period has increased notably between 2012 and 2016. Women were also twice as likely as men to have experienced sexual harassment in the 12 months prior to 2016.

The proportion of Victorian women reporting 12-month experiences of sexual harassment has increased notably between 2012 and 2016, and women are twice as likely as men to have experienced of sexual harassment.



Between 2012 and 2016, the overall proportion of Victorians who reported having experienced sexual harassment in the preceding 12 months increased somewhat. These data indicate a notable increase in Victorian women's 12-month experiences of sexual harassment across this time period. In 2016, Victorian women were twice as likely as men to have experienced sexual harassment in the previous 12 months, with one in 5 Victorian women reporting via the PSS survey instrument experiences of sexual harassment. Whilst these figures appear concerning, it is important to note that they may reflect an increasing community awareness of, and willingness to report, constitutes sexual harassment and its harms.

DOMAIN 2

Victim survivors, vulnerable children and families, are safe and supported to recover and thrive

Summary

Seven measures are reported in this section. Selected measures aim to establish a baseline from which to begin to understand the immediate and long-term effects

Key Insights – measures

Data relevant to these outcomes show that, **as at 2016/17:**

- 65% of affected family members (AFM) who receive a specialist family violence service following their first incident reported to Victoria Police are engaged within one week.
- Victorian children are recorded as being present in about 35% of incidents.
- Around 6% of reported family violence incidents between 2012 and 2016 noted pregnancy or new birth.
- Recent separation was recorded at 16% of family violence incidents.
- Family violence related homicides made up between 35% and 45% of all Victorian homicides. In 2016-17, there were 22 family violence related deaths.
- Just over 20% of victim survivors seeking support from specialist family violence services were homeless at presentation.

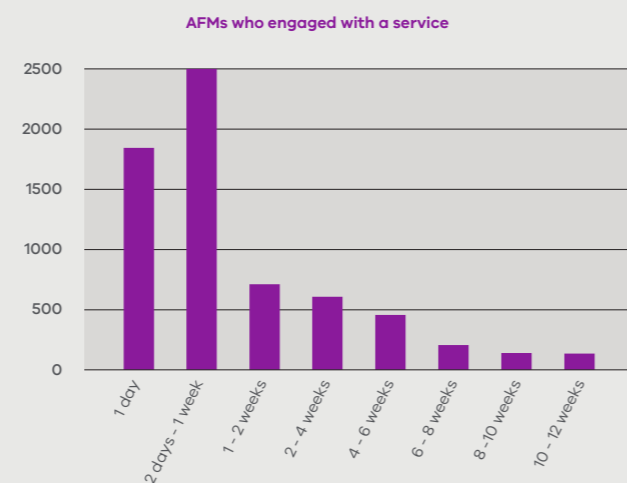
Measures Analysis

Measure: Number/proportion of people experiencing family violence who engage with a family violence service following first incident reported to Victoria Police

Outcome: Early intervention prevents escalation (victim)

Indicator: Increase in people receiving help and support following first disclosure

Note: the data presented, and associated data linkage, requires further work, which will occur in the forthcoming months as we refine this measure for the 2021 report. It is likely that a proportion of people who received services were not identified during the data linkage process.

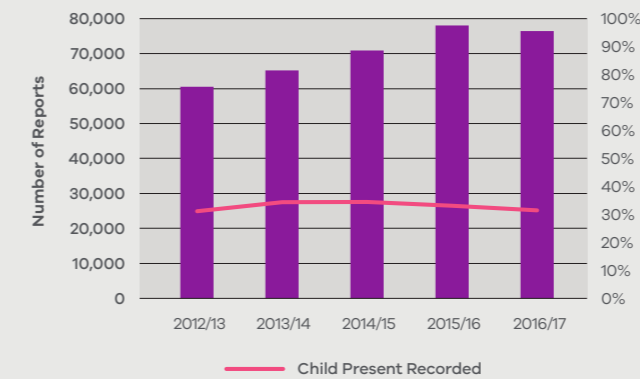


Over 6,500 affected family members (AFM) engage with a specialist family violence service within 12 weeks of their first family violence incident reported to Victoria Police. Of those, 65% had engaged with a service within one week of the incident. Within four weeks of the incident, 85% of those affected family members had engaged with a specialist family violence service.

Measure: Number/proportion of family violence incidents where 'child present' is recorded

Outcome: Early intervention prevents escalation (victim)

Indicator: Reduction in children and young people who experience or witness family violence



Almost 35% of recorded incidents in 2016-17 recorded as having children present. Reporting from 2012/13 to 2016/17 show that the proportion of incidents with children present remained consistent since 2012.

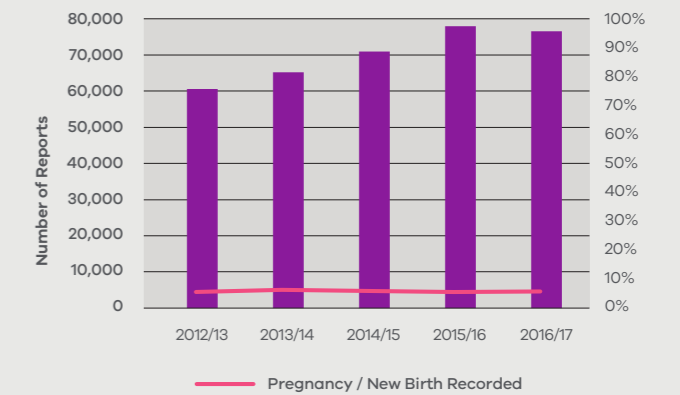
Family violence may have serious impacts on the current and future physical, spiritual, psychological, developmental and emotional safety and wellbeing of children who are directly or indirectly exposed to its affects and should be recognised as victim survivors in their own right.

Measure: Number/proportion of family violence incidents where 'pregnancy or new birth' is recorded

Outcome: Families are safe and strong

Indicator: Reduction in family violence amongst women who are pregnant or have a newborn

Family violence during pregnancy is regarded as a significant indicator of future harm to the woman and child victim. **Approximately 6% of family violence incidents recorded by police between 2012/13 and 2016/17 have noted pregnancy or a new birth.**

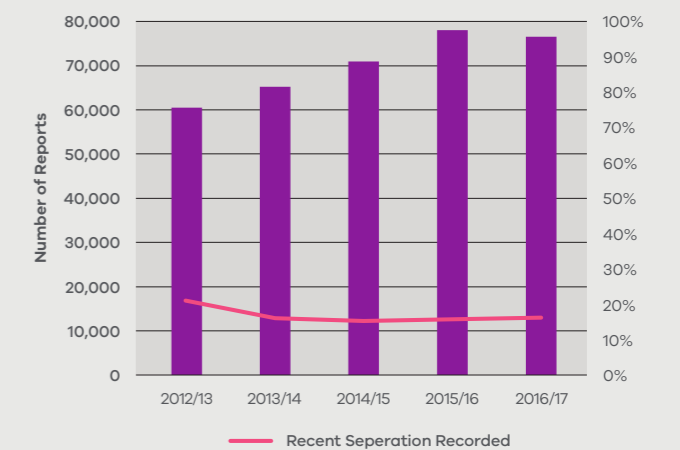


Family violence often commences or intensifies during pregnancy and is associated with increased rates of miscarriage, low birth weight, premature birth, foetal injury and foetal death.

Measure: Number/proportion of family violence incidents where 'recent separation' is recorded

Outcome: Families are safe and strong

Indicator: Reduction in the level of risk for victim survivors immediately post separation



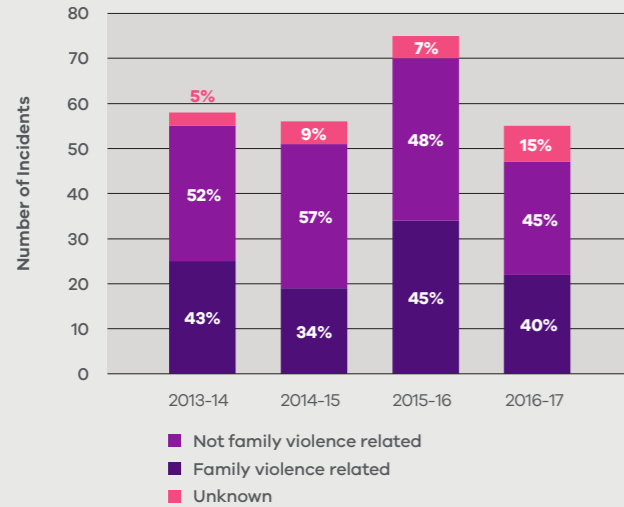
For people who are experiencing family violence, the high-risk periods include when a victim starts planning to leave, immediately prior to taking action, and during the initial stages of, or immediately after, separation.

In 2016/17 recent separation was recorded in 16% of family violence incident reports. Time series data across 2012-17 shows that the likelihood of 'recent separation' being recorded is mostly stable (between 21 and 16%).

Measure: Number/proportion of family violence-related deaths annually

Outcome: Victim survivors are safe

Indicator: Decrease family violence deaths



In 2016-17, there were 22 family violence related deaths, which constituted 40% of all homicides in Victoria.

Measure: Number/proportion of victim survivors who are homeless/without a permanent place to live

Outcome: Victim survivors rebuild lives and thrive

Indicator: Increase in victim survivors who have safe, secure, stable and affordable housing

Homelessness status at presentation by program in 2016-17

| | Presenting as homeless | | Not presenting as homeless | |
|---|------------------------|------------|----------------------------|------------|
| | Count | Proportion | Count | Proportion |
| FV case management | 2,983 | 17% | 14,826 | 83% |
| FV refuge | 1,246 | 44% | 1,574 | 56% |
| FV Telephone information and referral | 846 | 25% | 2,544 | 75% |
| Totals by housing status at presentation | 5,075 | 21% | 18,944 | 79% |

Family violence is recognised as a leading cause of homelessness, especially for women and children. In addition, stable housing is identified as a critical protective factor in promoting safety, wellbeing and recovery for victim survivors of family violence.

21% of cases in 2016-17 presenting to specialist family violence services comprise victim survivors who are homeless at presentation. Data shows that clients accessing refuges make up the greatest proportion of victim survivors experiencing homelessness. This cohort also tends to be at highest risk as they are often forced to leave their homes to escape the violence.

Measure: Number/proportion of victim survivors who experience an improvement in their housing situation after receiving a service

Outcome: Victim survivors rebuild lives and thrive

Indicator: Increase in victim survivors who have safe, secure, stable and affordable housing

Clients who presented homeless, by homelessness status at case closure by program in 2016/17

| | Not homeless at case closure | | Still homeless at case closure | |
|--|------------------------------|------------|--------------------------------|------------|
| | Count | Proportion | Count | Proportion |
| FV case management | 470 | 16% | 2,399 | 84% |
| FV refuge | 285 | 24% | 881 | 76% |
| Totals of cases by housing status at case closure | 755 | 19% | 3,280 | 81% |

Note: Proportions exclude clients with unknown housing situation at the end of support period

About 80% of victim survivors who experienced housing insecurity when accessing family violence support services remained homeless at case closure. Many family violence refuge clients are exited to transitional housing and other temporary accommodation arrangements (which fall within the definition of homelessness) while they await a more stable and secure housing pathway.

DOMAIN 3

Perpetrators are held accountable, connected and take responsibility for stopping their violence

Summary

Data related to perpetrators of family violence and perpetrator interventions is limited. Measures for this domain have therefore been selected based on data availability only.

Key Insights – measures

Data relevant to these outcomes show that:

- There has been consistent trend towards increased reporting of Family Violence order breaches between 2012 and 2017.
- Approximately 35% of people who are reported for family violence offences in Victoria reoffend within the same year.

Measures Analysis

Measure: Number/proportion of reported contraventions of family violence orders

Outcome: Perpetrators stop all forms of family violence behaviour

Indicator: Reduction in all family violence behaviours.

Number of breaches of FV orders by an individual during the reference period

| | 2012/13 | 2013/14 | 2014/15 | 2015/16 | 2016/17 |
|----|---------|---------|---------|---------|---------|
| 1 | 40,368 | 41,711 | 43,867 | 46,424 | 44,711 |
| 2 | 1,108 | 1,343 | 1,557 | 1,862 | 1,712 |
| 3 | 459 | 612 | 765 | 943 | 893 |
| 4 | 182 | 287 | 363 | 487 | 634 |
| 5+ | 206 | 423 | 604 | 942 | 2,028 |

There has been consistent trend towards increased reporting of Family Violence order breaches between 2012/2013 and 2016/2017. The increase in recorded contraventions of family violence orders may reflect improved police recording practices and an enhanced ability to monitor these breaches by the police and across the justice system more broadly.

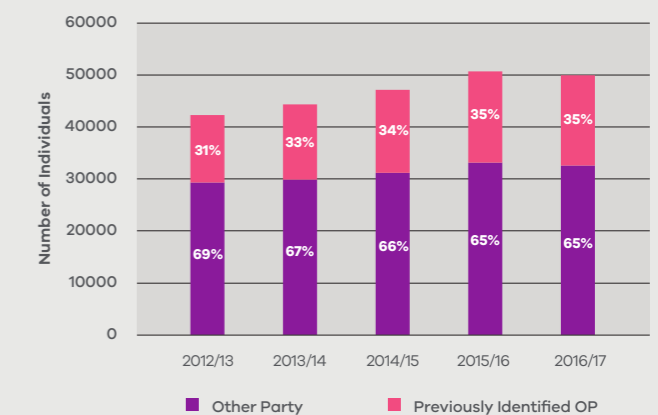
The data shows that the number of single contraventions significantly outweighs the number of multiple contraventions, however, there has been an increase in those who have five or more breaches, from 206 in 2012/13 to 2,028 in 2016/17. Research undertaken by the Sentencing Advisory Council also noted that people who breach family violence intervention orders are more likely to reoffend than the general criminal population.

Measure: Number/proportion of individuals identified as the primary aggressor in an L17 report who receive a subsequent L17 report within [12 months]

Outcome: Perpetrators stop all forms of family violence behaviour

Indicator: Reduction in all family violence behaviours

*OP/Other Party = 'Primary Aggressor'



The number of unique perpetrators noted in incident reports has remained relatively consistent between 2012/13 and 2016/17.

The proportion of perpetrators that were recorded with a repeat incident within the same year account for a significant minority of all perpetrators ranging from 31% to 35% over the 2012/13 – 2016/17 period.

Data caveats and specifications for baseline report measures

Domain 1

| Measure | | Victorian mean score on the Understanding of Violence Against Women Scale (UVAWS), by gender |
|-------------------------------------|--|--|
| Definition | <u>Numerator:</u> | Mean composite scores for overall Victorian population, Victorian women, and Victorian men, generated from a range of questions which probe respondents' understanding of different forms of violence against women (physical and non-physical). |
| | <u>Denominator:</u> | UVAWS maximum score of 100 (100 representing the highest level of understanding of violence against women, i.e. a higher score is more desirable). |
| Data source | National Community Attitudes Survey (NCAS), ANROWS. | |
| Data period | 2009, 2013 and 2017. | |
| Frequency of data collection | Every 4 years. | |
| Data details | The NCAS asks a representative sample of the Australian population aged 16 years and over a range of questions which generate information on community attitudes toward violence against women and its drivers (gender inequality and other forms of discrimination). The UVAWS is a composite measure generated from respondents' answers to a range of statements about the multiple forms of violence against women. | |
| Sample and disaggregation | Victorian population sample, which is further disaggregated by gender (female and male only). | |
| Full/Partial/Proxy/Ideal | Partial data is included in this report. The full set of ideal measures against the indicator ('Increased awareness of what constitutes violence') would seek to measure understanding of all forms of violence against women and family violence; the UVAWS focuses on understanding of violence against women. However, it is a reliable and comprehensive measure of understanding what constitutes violence against women. Community understanding of violence against women is a key prerequisite for challenging its condoning. Successful prevention requires challenging the driver of condoning violence against women. | |

| Measure | | Victorian mean score on the Community Attitudes Supportive of Violence Against Women (CASVAWS), by gender |
|-------------------------------------|---|--|
| Definition | <u>Numerator:</u> | Mean composite scores for overall Victorian population, Victorian women, and Victorian men, generated from a range of questions which probe respondents' attitudes that are supportive of violence against women against 4 themes: disregarding the need for consent, excusing perpetrators and holding victims responsible, minimising violence against women, and mistrusting women's reports of violence. |
| | <u>Denominator:</u> | UVAWS maximum score of 100 (100 representing the highest level of attitudinal support for violence against women, i.e. a lower score is more desirable). |
| Data source | National Community Attitudes Survey (NCAS), ANROWS. | |
| Data period | 2009, 2013 and 2017. | |
| Frequency of data collection | Every 4 years. | |
| Data details | The NCAS asks a representative sample of the Australian population aged 16 years and over a range of questions that generate information on community attitudes toward violence against women and its drivers (gender inequality and other forms of discrimination). The CASVAWS is a composite measure generated from respondents' answers to a range of statements focused on attitudinal condoning of violence against women. | |
| Sample and disaggregation | Victorian population sample, which is further disaggregated by gender (female and male only). | |
| Full/Partial/Proxy/Ideal | Partial data is included in this report. The full set of ideal measures against the indicator ('Increased awareness of what constitutes violence') would seek to measure support for all forms of violence against women and family violence; the CASVAWS focuses on understanding of violence against women rather than other forms of family violence. However, it is a reliable and comprehensive measure of community attitudes supportive of violence against women. Condoning of violence against women is a key driver of violence against women; prevention requires the transformation of attitudinal support for gendered violence. | |

| Measure | | Victorian mean score on the Gender Equality Attitudes Scale (GEAS), by gender |
|-------------------------------------|--|---|
| Definition | <u>Numerator:</u> | Mean composite scores for overall Victorian population, Victorian women, and Victorian men, generated from a range of questions that probe respondents' attitudes toward gender equality against the following themes: undermining women's independence and decision-making in public and private life, promoting rigid gender roles, stereotypes and expressions, condoning male peer relations involving aggression and disrespect, and denying gender inequality is a problem. |
| | <u>Denominator:</u> | UVAWS maximum score of 100 (100 representing the highest level of attitudinal support for gender equality, i.e. a higher score is more desirable). |
| Data source | National Community Attitudes Survey (NCAS), ANROWS. | |
| Data period | 2009, 2013 and 2017. | |
| Frequency of data collection | Every 4 years. | |
| Data details | The NCAS asks a representative sample of the Australian population aged 16 years and over a range of questions that generate information on community attitudes toward violence against women and its drivers (gender inequality and other forms of discrimination). The GEAS is a composite measure generated from respondents' answers to a range of statements focused on views about gender equality. | |
| Sample and disaggregation | Victorian population sample, which is further disaggregated by gender (female and male only). | |
| Full/Partial/Proxy/Ideal | Partial data is included in this report. The full set of ideal measures against the relevant indicator ('Decrease in sexist and discriminatory attitudes') would seek to measure community attitudes with regards to sexism and other forms of discrimination. However, the GEAS is a reliable and comprehensive measure of community attitudinal support for gender equality, and the particular themes examined align with the drivers of violence against women as articulated in <i>Change the story: A shared framework for the primary prevention of women and their children</i> (Our Watch, 2015). Transforming gender inequality is key to the prevention of violence against women and other forms of family violence. | |

| Measure | | Proportion of Victorians who report feeling safe walking alone in their local area after dark in the last 12 months, by gender |
|-------------------------------------|--|--|
| Definition | <u>Numerator:</u> | Proportion who report feeling safe walking in their local area after dark in the 12 months prior to the survey. |
| | <u>Denominator:</u> | Victorian population, Victorian female population, Victorian male population, aged 18 years and over. |
| Data source | Personal Safety Survey (PSS), ABS. | |
| Data period | 2012 and 2016. | |
| Frequency of data collection | Every 4-5 years. | |
| Data details | The PSS asks a representative sample of the Australian population aged 18 years and over a range of questions focused on safety and experiences of different forms of violence. | |
| Sample and disaggregation | Victorian population sample, which is further disaggregated by gender (female and male only). | |
| Full/Partial/Proxy/Ideal | Partial data is included in this report. The full set of ideal measures against the relevant indicator ('Increased feelings of safety for people where they live, work, learn and play') would seek to measure people's feelings of safety in their private homes, workplaces, educational settings and so forth. However, this measure provides an important insight into women's disproportionate perceptions of risk of violence relative to actual risk, and into how these perceptions of risk of violence limit women's independence in public life. | |

| Measure | | Proportion of Victorians aged 18 years and over who have experienced sexual harassment (in any setting) in the last 12 months, by gender |
|-------------------------------------|--|--|
| Definition | <u>Numerator:</u> | Proportion who have experienced one or more incidences of sexual harassment in the 12 months prior to the survey. |
| | <u>Denominator:</u> | Victorian population, Victorian female population, Victorian male population, aged 18 years and over. |
| Data source | Personal Safety Survey (PSS), ABS. | |
| Data period | 2012 and 2016. | |
| Frequency of data collection | Every 4-5 years. | |
| Data details | The PSS asks a representative sample of the Australian population aged 18 years and over a range of questions focused on safety and experiences of different forms of violence. In the PSS, sexual harassment can occur in any setting (including but not limited to the workplace). In this instrument, sexual harassment "is considered to have occurred when a person has experienced or been subject to behaviours which made them feel uncomfortable, and were offensive due to their sexual nature." Note sexual assault is measured separately in the PSS. For more information, see Australian Bureau of Statistics (2016). <i>Personal Safety, Australia, 2016</i> . Canberra, Australia. | |
| Sample and disaggregation | Victorian population sample, which is further disaggregated by gender (female and male only). | |
| Full/Partial/Proxy/Ideal | Partial data is included in this report. The full set of ideal measures against the relevant indicator ('Decrease in the prevalence of reported sexism, sexual harassment and gendered bullying') would seek to measure the extent of people's experiences of not only sexual harassment, but sexism and gendered bullying. However, this measure is a reliable measure of the prevalence of recent experiences of sexual harassment. | |

Domain 2

| Measure | | Number/proportion of people experiencing family violence who engage with a family violence service following first incident reported to Victoria Police |
|-------------------------------------|---|---|
| Definition | <u>Numerator:</u> | Number of victim survivors previously not known to police, who were referred through an L17 during the 2016/17 financial year and received a specialist family violence service within 90 days. |
| | <u>Denominator:</u> | N/A |
| Data source | Homelessness Data Collection (HDC) | |
| | <ul style="list-style-type: none"> Family violence case management. Refuge. Telephone information and referral service. Integrated Reports and Information System (IRIS) dataset <ul style="list-style-type: none"> Women's and children's counselling services. Law Enforcement Assistance Program (LEAP) <ul style="list-style-type: none"> L17 records. | |
| Data period | <ul style="list-style-type: none"> L17 records created in 2016/17 financial year. Specialist family violence services case records created in the 2016/17 or 2017/18 financial year. | |
| Frequency of data collection | IRIS and HDC are client records systems that are updated as required by service delivery. Data is extracted monthly for reporting purposes. LEAP is a live database. Recorded crime statistics are based on data extracted by Victoria police on the 18th day after the reference period [of a quarter], and are subject to movement between releases. For more information about how statistics are compiled, refer to the Explanatory notes on the CSA website. | |
| Data details | The numerator for this measure is delimited to those client and case records that included sufficient identifying information to enable linkage. Data is generated as an administrative bi-product of service delivery. | |
| Disaggregation | Disaggregation by age is not reliable for people aged under 18. | |
| Data quality | This measure has limitations which will be strengthened over the next few months. It should be regarded as an experimental linked data indicator. | |
| | HDC case counts for FV case management within the reference period are inflated. This has occurred because some family violence agencies have received an L17 referral from police and opened a case (support period) before a service has been provided. This will impact the percentages recorded for this measure. This measure relies heavily on quality data recording practices to indicate whether Affected Family Members go on to receive a specialist family violence service. If either Victoria Police or a specialist service do not record a person's name, date of birth or sex correctly, a link will not be made and it will appear as though a victim has not engaged with a specialist service. Due to the limited identifying information available from IRIS and HDC, it is impossible to determine how many opportunities for linkage were missed due to insufficient data or inconsistent data recording practices across datasets. | |
| Full/Partial/Proxy/Ideal | This measure is partial. L17 reports are used in this measure as a proxy for a family violence incident, however not all incidents or escalations of family violence generate an L17 report. | |

| Measure | | Number/proportion of family violence incidents where 'child present' is recorded |
|-------------------------------------|--|--|
| Definition | <u>Numerator:</u> | Number of unique affected family members identified in L17 Risk Assessment and Risk Management Reports who experienced at least one family violence incident within a year, and who were 17 years old or younger at the time of the first reported incident within a financial year. |
| | <u>Denominator:</u> | Number of family incidents reported to and/or attended by police. |
| Data source | Victoria Police Law Enforcement Assistance Program (LEAP) data collected by the Crime Statistics Agency. | |
| Data period | 2016-17 data (reference year). Time series data is available across 2012/13, 2013/14, 2014/15 and 2015/16. | |
| Frequency of data collection | Annual. | |
| Data details | Individuals with age unknown are not included in the measure as there is no indication whether these individuals are children. | |
| Disaggregation | Gender – male or female. Age – 0-1 years, 2-4 years, 5-9 years, 10-14 years, 15-17 years. Indigenous status – Aboriginal and/or Torres Strait Islander, Neither Aboriginal nor Torres Strait Islander, Not stated/Unknown. | |
| Data quality | Although disaggregated data is available for this measure, it has only been reported where data quality permits (e.g. data reliability and valid sample size). | |
| Full/Partial/Proxy/Ideal | Full. | |

| Measure | | Number/proportion of family violence incidents where 'pregnancy or new birth' is recorded |
|-------------------------------------|---|--|
| Definition | <u>Numerator:</u> | Count of number L17 Risk Assessment and Risk Management Reports completed by Victoria Police where 'pregnancy or new birth' is recorded. |
| | <u>Denominator:</u> | Number of family incidents reported to and/or attended by police. |
| Data source | Victoria Police Law Enforcement Assistance Program (LEAP) data collected by the Crime Statistics Agency. | |
| Data period | 2016-17 data (reference year) Time series data is available across 2012/13, 2013/14, 2014/15 and 2015/16. | |
| Frequency of data collection | Annual. | |
| Data details | The measure reports number only. It does not provide the proportion of family violence incidents where pregnancy or birth has been recorded. | |
| Disaggregation | Disaggregation is not available. | |
| Data quality | L17 forms have undergone considerable change over time, and data quality may be compromised due to operational challenges in obtaining and recording information regarding pregnancy and new birth. | |
| Full/Partial/Proxy/Ideal | Partial data – data reported is reflective only of family violence incidents which are reported to police. | |

| Measure | | Number/proportion of family violence incidents where 'recent separation' is recorded |
|-------------------------------------|--|---|
| Definition | <u>Numerator:</u> | Count of number L17 Risk Assessment and Risk Management Reports completed by Victoria Police where 'recent separation' is recorded. |
| | <u>Denominator:</u> | Number of family incidents reported to and/or attended by police. |
| Data source | Victoria Police Law Enforcement Assistance Program (LEAP) data collected by the Crime Statistics Agency. | |
| Data period | 2016-17 data. Time series data is available across 2012/13, 2013/14, 2014/15 and 2015/16. | |
| Frequency of data collection | Annual. | |
| Data details | Indigenous status is calculated using a 'most frequent' rule, which records whichever the most frequently recorded Indigenous status is for an individual. | |
| Disaggregation | Gender – male, female or not stated/unknown. Indigenous status – Aboriginal and/or Torres Strait Islander, Neither Aboriginal nor Torres Strait Islander, Not stated/Unknown. | |
| Data quality | This measure is subject to a number of potential issues including changes to the L17 form and police reporting practices, and the availability of information relating to separation status when police respond to the incident. Although disaggregated data is available for this measure, it has only been reported where data quality permits (e.g. data reliability and valid sample size). | |
| Full/Partial/Proxy/Ideal | Full data. | |

| Measure | | Number of family violence-related deaths annually |
|-------------------------------------|--|--|
| Definition | <u>Numerator:</u> | All homicides reported to the Coroners Court of Victoria, indicating where homicides were family violence related. |
| | <u>Denominator:</u> | Total number of reported homicides. |
| Data source | Coroners Court of Victoria data extracted from the Victorian Homicide Register (VHR) by the Crime Statistics Agency. | |
| Data period | 2016-17 data. Time series data is available across 2012/13, 2013/14, 2014/15 and 2015/16. | |
| Frequency of data collection | Annual. | |
| Data details | A family violence related homicide is defined as one which occurred in circumstances where there was a familial relationship between the homicide offender and the homicide victim, as defined by the Family Violence Protection Act 2008 (Vic), whether or not there was an identified history of family violence prior to the homicide. This may include current or former intimate partners or kinship relationships as defined by the Victorian Indigenous Family Violence Taskforce (2003). Although disaggregated data is available for this measure, it has only been reported where data quality permits (e.g. data reliability and valid sample size). | |
| Disaggregation | Gender – male, female Age – 11-20 years, 21-30 years, 31-40 years, 41-50 years, 51-60, 61 and older years. | |
| Data quality | – | |
| Full/Partial/Proxy/Ideal | Full data. | |

| Measure | | Number/proportion of victim survivors who are homeless/without a permanent place to live |
|-------------------------------------|--|---|
| Definition | <u>Numerator:</u> | Number of cases/support periods supported by specialist family violence services where homelessness is indicated at first presentation. |
| | <u>Denominator:</u> | Total number of cases/support periods supported by specialist family violence services where housing situation is recorded on presentation. |
| Data source | Department of Health and Human Services Homelessness Data Collection dataset. | |
| Data period | Cases opened in the 2016-17 period. | |
| Frequency of data collection | – | |
| Data details | <p>Clients were considered to be homeless if they were living in any of the following circumstances on presentation (start of the case):</p> <ul style="list-style-type: none"> No shelter or improvised dwelling: includes where dwelling type is no dwelling/street/park/in the open, motor vehicle, improvised building/dwelling, caravan, cabin, boat or tent; or tenure type is renting or living rent-free in a caravan park. Short-term temporary accommodation: dwelling type is boarding/rooming house, emergency accommodation, hotel/motel/bed and breakfast; or tenure type is renting or living rent-free in boarding/rooming house, renting or living rent-free in emergency accommodation or transitional housing. House, townhouse or flat (couch surfing or with no tenure): tenure type is no tenure; or conditions of occupancy are living with relatives fee free, couch surfing. <p>Family violence specialist service providers and refuge services do not provide support to adult males. However, 1% of clients are reported as male.</p> | |
| Disaggregation | <p>Gender – males and females.</p> <p>Age – based on date of birth</p> <p>Indigenous status – Aboriginal and/or Torres Strait Islander, Neither Aboriginal nor Torres Strait Islander, Not stated/Unknown.</p> <p>Country of birth.</p> | |
| Data quality | <p>There are several caveats around this data due to historical issues with data quality. In particular, the inflated number of case records created after police referrals distorts both numerator and denominator for this measure.</p> <p>Women’s and children’s counselling services have not been included in this measure as IRIS does not reliably record if a client is homeless.</p> <p>This data is not a representative sample of victim survivors experiencing homelessness. This is both because service delivery reported through IRIS is not included due to data quality issues and because a significant proportion of clients reporting through the HDC do not have housing status recorded and so have been excluded.</p> <p>The measure relates to cases opened during 2016-17. The date of presentation may be prior to the 2016-17 reference period.</p> <p>Although disaggregated data is available for this measure, it has only been reported where data quality permits (e.g. data reliability and valid sample size).</p> | |
| Full/Partial/Proxy/Ideal | Proxy – measure assumes a causal link between homelessness and family violence. | |

| Measure | | Proportion of victim survivors who experience an improvement in their housing situation after receiving a service |
|-------------------------------------|--|--|
| Definition | <u>Numerator:</u> | Number of cases/support periods supported by specialist family violence services where homelessness was indicated on first presentation who are no longer homeless at end of latest/last support period. |
| | <u>Denominator:</u> | Number of cases/support periods supported specialist family violence services where homelessness was indicated on presentation and support has ended. |
| Data source | Department of Health and Human Services Homelessness Data Collection (HDC) dataset. | |
| Data period | Cases opened in the 2016-17 period. | |
| Frequency of data collection | – | |
| Data details | <p>The measure relates to support periods opened during 2016-17. The dates of presentation and closure of the support period may be outside the 2016-17 reference period.</p> <p>Clients are considered to not be homeless if they were living in any of the following circumstances at the close of the case for which they were homeless on presentation in 2.5.3.2:</p> <ul style="list-style-type: none"> Public or community housing (renter or rent free): dwelling type is house/townhouse/flat and tenure type is renter or rent-free public housing, renter or rent-free-community housing. Private or other housing (renter, rent-free or owner): dwelling type is house/townhouse/flat and tenure type is renter-private housing, life tenure scheme, owner-shared equity or rent/buy scheme, owner-being purchased/with mortgage, owner-fully owned, rent-free-private/other housing. Institutional settings: dwelling type is aged care. Or the client is living in other circumstances with long term tenure (not couch surfer). | |
| Disaggregation | <p>Gender – males and females.</p> <p>Age – based on date of birth.</p> <p>Indigenous status – Aboriginal and/or Torres Strait Islander, Neither Aboriginal nor Torres Strait Islander, Not stated/Unknown.</p> <p>Country of birth.</p> | |
| Data quality | <p>There are several caveats around this data due to historical issues with data quality. In particular, the inflated number of case records created after police referrals distorts both numerator and denominator for this measure.</p> <p>This data is not a representative sample of victim survivors experiencing homelessness. This is both because service delivery reported through IRIS is not included due to data quality issues and because a significant proportion of clients reporting through the HDC do not have housing status recorded and so have been excluded. Further, support for a client may end for a range of reasons.</p> <p>Although disaggregated data is available for this measure, it has only been reported where data quality permits (e.g. data reliability and valid sample size).</p> | |
| Full/Partial/Proxy/Ideal | Proxy data – homelessness status is used as a proxy for improvements in housing status. | |

Domain 3

| Measure | Number/proportion of reported contraventions of family violence orders (by number of breaches by an individual and order type) |
|-------------------------------------|---|
| Definition | <p><u>Numerator:</u> Number of FV orders which were contravened during the reference period.</p> <p><u>Denominator:</u> N/A</p> |
| Data source | Victoria Police Law Enforcement Assistance Program (LEAP) data collected by the Crime Statistics Agency. |
| Data period | 2016-17 data. Time series data is available across 2012/13, 2013/14, 2014/15 and 2015/16. |
| Frequency of data collection | Annual. |
| Data details | – |
| Disaggregation | <p>Gender – male, female or not stated/unknown.</p> <p>Indigenous status – Aboriginal and/or Torres Strait Islander, Neither Aboriginal nor Torres Strait Islander, Not stated/Unknown.</p> <p>Country of birth – Australia, Other main English-speaking countries, Non-main English-speaking countries, Not stated/Unknown.</p> |
| Data quality | <p>Data is available for Country of Birth of offender on this data item, and not for other family violence measures, because this measure involves a criminal offence.</p> <p>Victoria Police will record a Country of Birth for offenders of a criminal offence, but not for perpetrators of non-criminal family violence.</p> <p>Contact with police refers to a Victoria Police attended incident in which L17 form was completed. It therefore will not record all victim contact with police (and therefore the measure likely is constrained by police resourcing).</p> <p>Although disaggregated data is available for this measure, it has only been reported where data quality permits (e.g. data reliability and valid sample size).</p> |
| Full/Partial/Proxy/Ideal | Partial data as reporting is reflective only of the number, not proportion and cannot currently be disaggregated by type of order. |

| Measure | Number/proportion of individuals identified as the primary aggressor in an L17 report who receive a subsequent L17 report within [12 months] |
|-------------------------------------|--|
| Definition | <p><u>Numerator:</u> Number of unique people identified as the other party on an L17 form during the reference period, who were previously identified as the other party in an L17 report up to 365 days prior.</p> <p><u>Denominator:</u> Number of people identified as the other party in an L17 report during the 2016-17 period.</p> |
| Data source | Victoria Police Law Enforcement Assistance Program (LEAP) data collected by the Crime Statistics Agency. |
| Data period | 2016-17 data. Time series data is available across 2012/13, 2013/14, 2014/15 and 2015/16. |
| Frequency of data collection | Annual. |
| Data details | <p>Recidivism rate is calculated using the last day of a committed offence within a financial year and checking to see whether similar offence had also taken up to 365 days prior to it. In cases where the recorded incidents take place on the same date, they are not counted as re-offence, e.g. if Other Party (other individual who involved in a family violence incident) engages in 5 different counts of family violence on the same day, they won't be considered as a re-offence.</p> <p>Prior contact with the police is calculated by taking the latest incident date in a financial year. Only incidents taken place within 365 days prior are flagged to the exclusion of those beyond this period bracket.</p> |
| Disaggregation | <p>Gender – male, female or not stated/unknown.</p> <p>Indigenous status – Aboriginal and/or Torres Strait Islander, Neither Aboriginal nor Torres Strait Islander, Not stated/Unknown.</p> |
| Data quality | – |
| Full/Partial/Proxy/Ideal | Full data. |



Premier
and Cabinet