

# Victorian Employer Skills Survey 2021

## Other Services

The Victorian Skills Authority (VSA) asked businesses about their skills, recruitment and training needs for the Victorian Employer Skills Survey 2021.

Findings from the survey will help the Victorian government identify areas of skills demand, drive innovation across the VET sector and better plan for Victoria's future training needs.

The VSA conducted the survey between August and December 2021. It approached 70,000 businesses and achieved a response rate of 20.5%, with coverage across all industries, business sizes and regions in the state.

**i** The statistics below reflect the experience of employers across the five key survey domains: Business climate | Skills | Recruitment | Training | Apprentices, trainees and work placements

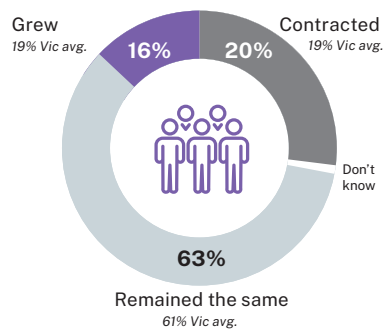


### Business climate

Despite the global pandemic, many employers adapted to maintain or grow their workforce. Employers had a mostly positive outlook for the year ahead.

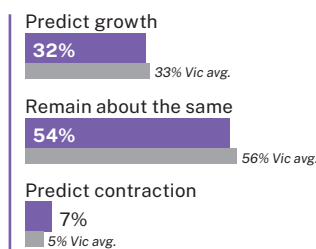
#### Workforce

Fewer employers reported growing their workforce over the past 12 months (compared to the state average).



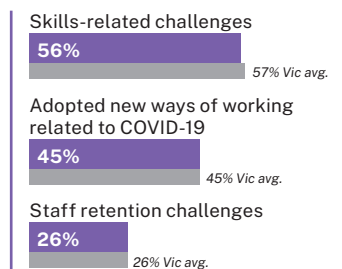
#### Outlook

Employers in the industry were cautiously optimistic about their business outlook, with expected growth rates similar to the state average.



#### Impacts of COVID-19

COVID-19 skills-related challenges experienced by employers in the industry were similar to the state average.

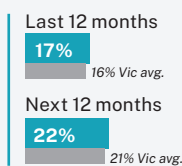


### Skills

Finding candidates with the right skills presented the most common skill challenge in the past year. More employers are expecting skills shortages in 2022 than in 2021.

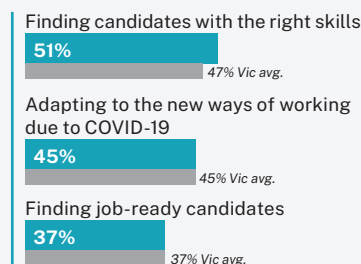
#### Skills shortages

Over one in five employers in the industry expect to face skills shortages in 2022. This was higher than the state average.



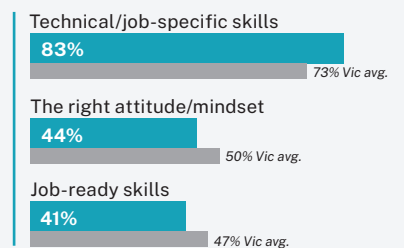
#### Skills challenges

The top skills challenges reported by employers were the same across all industries. They were:



#### Skills needs

More employers reported needing job-specific skills. Fewer needed workers with the right mindset or job-ready skills compared to the state average.



■ Indicates state wide average for Victoria

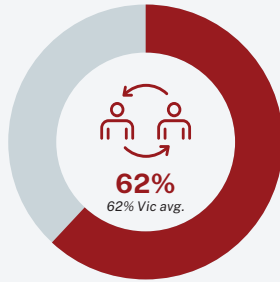


## Recruitment

**Most employers in the industry had undertaken some recruitment activity over the past year and the majority reported experiencing challenges.**

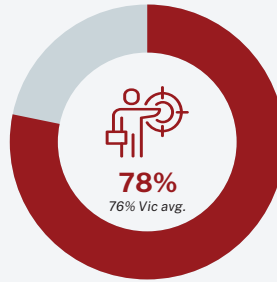
### Recruitment need

Recruitment activity reported by employers in the industry were similar to the state average.



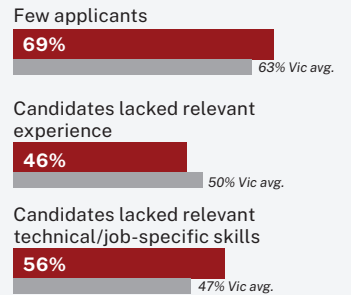
### Recruitment challenges

Almost four in five employers reported having difficulties recruiting for particular roles. This was higher than the state average.



### Type of challenge

The most common challenges faced by employers were related to the number, experience and job-specific skills of candidates.

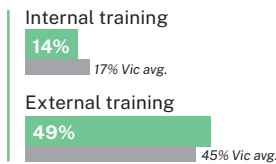


## Training

**Over two-thirds of employers in the industry engaged in some form of staff training.**

### Engagement in training

More employers in the industry used external training only. Fewer used internal training only or both (36% compared to 37% state average).



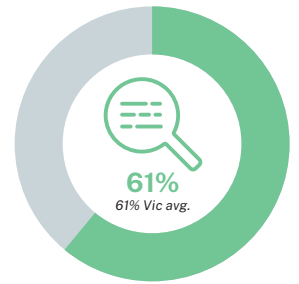
### Satisfaction with training

Levels of satisfaction with training were lower than the state average for industry knowledge, quality and price.



### Skillsets

Just over three in five employers said they would consider a skillset (micro credential or part qualification) rather than a full qualification to upskill their staff.

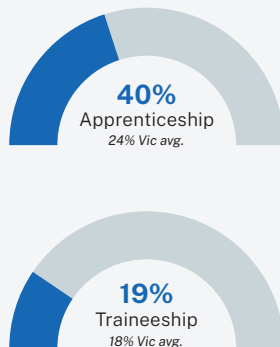


## Apprentices, trainees and work placements

**Employers continue to make use of apprentices, trainees and work placements to assist them in filling the skills pipeline.**

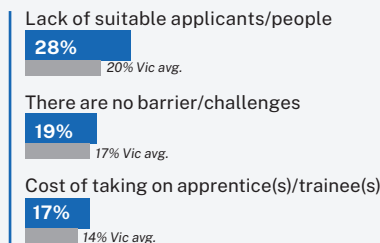
### Apprentices and trainees

Uptake of apprentices and trainees over the past 12 months was higher than the state average.



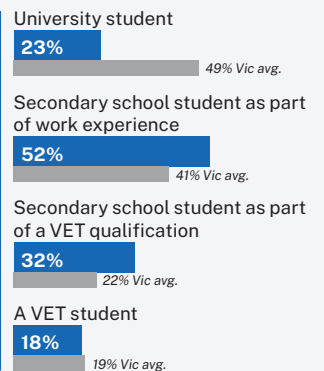
### Challenges

More employers cited lack of suitable applicants and cost were a barrier (compared to the state average).



### Work placement students

More employers in the industry took on work placement students (24% compared to 21% for Victoria). The most common type of work placement students were:



■ Indicates state wide average for Victoria

