

# VISITING VICTORIA'S PARKS AND FORESTS

Activity book



CONSERVATION  
REGULATOR VICTORIA

# HELLO!

We're Forest and Wildlife Officers Teisha and Jackson! What's your name?

My name is .....

I'm from .....

I'm visiting .....

State Forest/Park/Reserve (circle one)

where the Traditional Owners are

.....






# TIPS FOR KIDS

Visiting our state forests and parks can be fun! Even more fun if you're camping with family and friends. It's important to follow all the rules to keep the environment and each other safe.



## How to make a safe campfire:

- Always bring enough firewood from home. Chopping down trees or taking logs in our forests and parks is not allowed.
- Keep the three metre area around your campfire clear of things that can catch fire, like leaves and sticks, your tent and clothes.
- Build your campfire in a fireplace or dig a 30cm deep hole.
- Make sure your fire isn't too big and all the wood you use is smaller than one metre.
- Keep at least two large buckets of water nearby to put out your fire when you leave the campsite or go to bed.
- Make sure an adult is always watching the fire. Campfires can escape quickly and cause bushfires.
- Call **136 186** to report unattended campfires and **000** to report a bushfire.



## Did you see a native animal?

- How exciting! You can take a photo, but don't get too close, touch it, hurt it or scare it.
- Don't feed it any of your snacks.
- Tell an adult to call CrimeStoppers Victoria on **1800 333 000** if you see someone hurting wildlife or trying to take it home.

## Other tips

Take all your rubbish home with you.

Set up camp 20 metres away from a waterway.

If you're washing dishes with soap, keep 50 metres away from the waterway.

# WORD SEARCH


Can you find all 12 words hidden in the puzzle?

C	P	H	P	B	U	W	Z	D	N	B	B	H	P
C	A	M	E	R	A	U	C	M	X	U	Z	C	P
O	X	P	N	Y	W	W	W	R	F	C	M	V	C
Q	B	T	R	Z	K	Q	K	C	N	K	C	R	A
Q	I	W	R	O	O	Z	S	D	Q	E	R	A	M
H	R	A	N	E	C	R	S	Z	K	T	S	N	P
A	D	L	B	D	E	K	C	J	A	U	H	G	F
T	S	L	B	X	F	S	S	G	H	W	K	H	I
C	W	A	L	K	I	N	G	T	R	A	C	K	R
Q	H	B	J	M	T	E	N	T	G	K	J	T	E
W	I	Y	Y	J	U	X	V	B	M	W	C	C	N
I	S	D	D	R	X	W	J	O	O	Z	D	C	G
P	Y	W	S	H	Y	D	M	S	N	A	K	E	X
S	L	E	E	P	I	N	G	B	A	G	L	U	B

HAT	CAMPFIRE	WALKING TRACK
SNAKE	WALLABY	SLEEPING BAG
BUCKET	CAMERA	
BIRDS	TREES	
TENT	ROCKS	

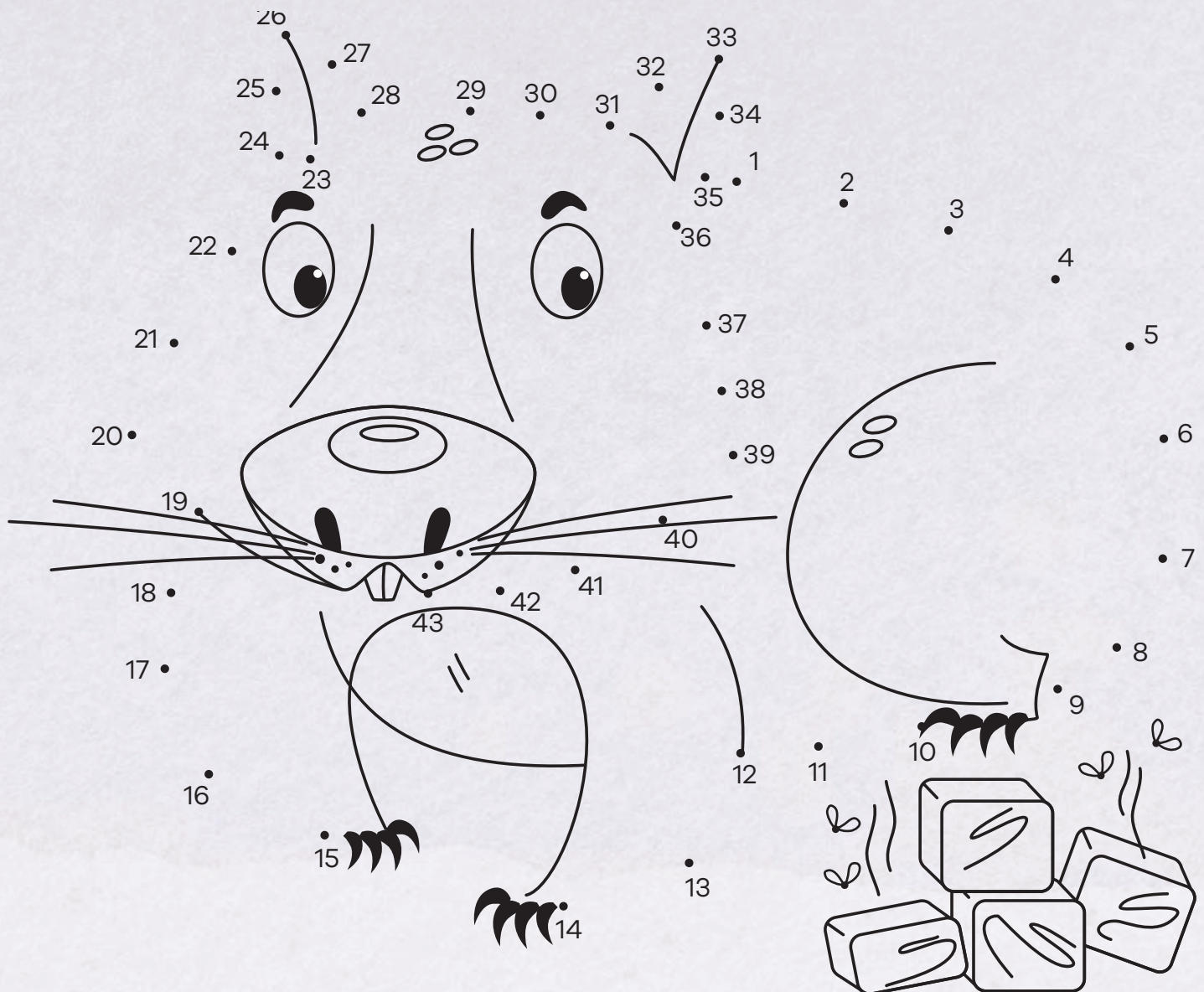
## Tip

The words can go in any direction!





Join the dots and colour me in



## Did you know

Wombat poo is cubed! The smelly droppings help mark their territory and the square-sided shape stops it from rolling away!

There's so many things to do in state forests and parks!

Circle the activities you can do

Light a campfire

Toast marshmallows

Take photos

Chop down trees

Set up a tent

Collect rocks

Feed wildlife

Go walking

Pat a wombat

Can you help the animals get home?

Draw a line to match them to their habitat



Red-tailed black cockatoo



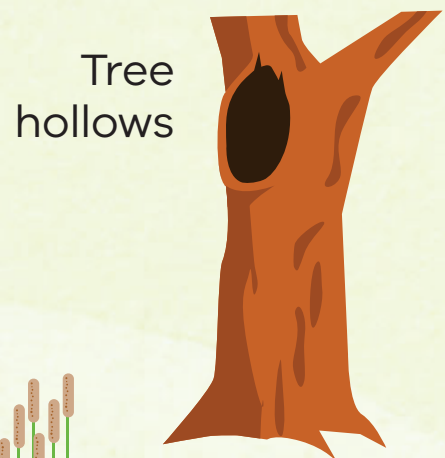
Ringtail possum



Blue-tongued lizard



Platypus



Tree hollows



Freshwater creeks

Fallen logs and leaves




**Did you know**

Different animals can rely on the same type of habitat





# CROSSWORD



## Crossword clues

### Down

1. Something you build your campfire in
3. Protects you from getting sunburnt
4. Fuel for a campfire
8. A common native tree

### Across

2. Activity where you walk through the bush
5. What you use to put out a campfire
6. Don't leave your \_\_\_\_\_. Take it home.
7. Forest and \_\_\_\_\_ officers
9. Never leave your campfire \_\_\_\_\_
10. Native bird that's always laughing



**Did you know**  
If you use dirt to put  
out a fire, it stays  
hot underneath and  
can restart!



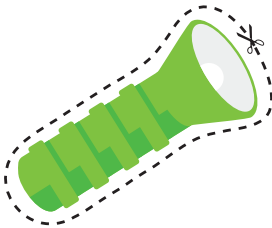
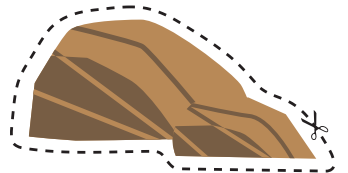
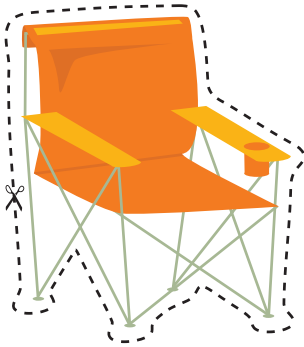
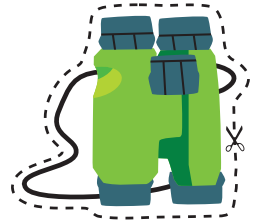
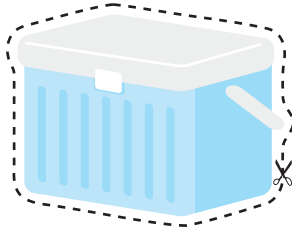


Cut out the pictures on the opposite page and stick them below to set up your camp safely.

## Hint

You can find helpful campsite tips on page 2











# DESIGN TIME

Help me teach campers  
how to set up a safe  
campfire by creating  
your own sign.



## Hint

Campfire  
instructions  
are on page 2

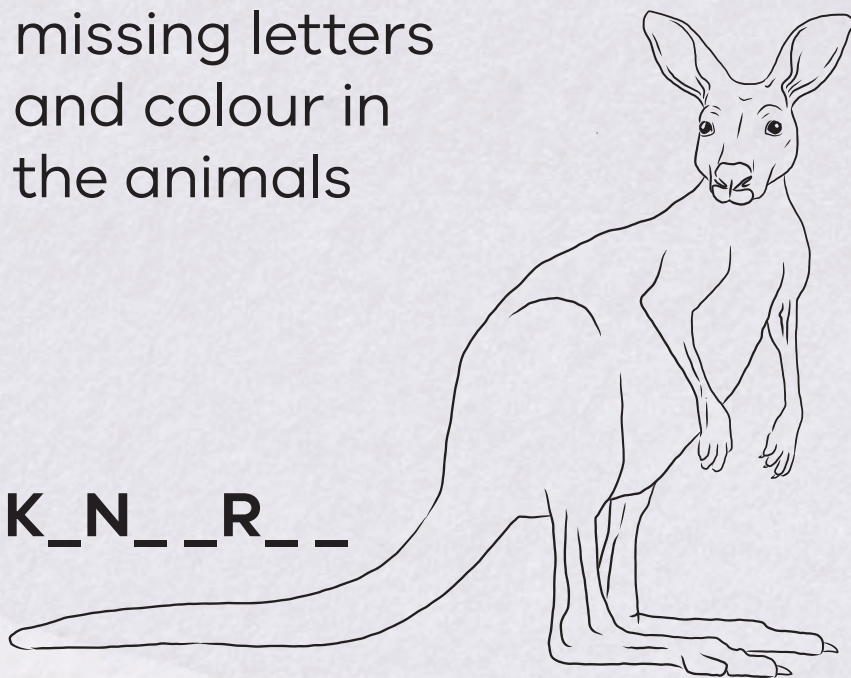







Fill in the  
missing letters  
and colour in  
the animals

K \_ N \_ \_ R \_ \_



T \_ G \_ R \_ \_ N A \_ E



K O \_ L \_



P O \_ \_ R \_ U \_  
O W \_



C \_ C \_ \_ T O \_

## Remember

You can look at and  
take photos of wildlife,  
but don't touch or  
feed them.





# A-MAZE-ING!

Can you solve the  
maze and get me  
to the fire?

Start here





We acknowledge and respect Victorian Traditional Owners as the original custodians of Victoria's land and waters, their unique ability to care for Country and deep spiritual connection to it.

We honour Elders past and present whose knowledge and wisdom has ensured the continuation of culture and traditional practices.

We are committed to genuinely partnering with Victorian Traditional Owners and Victoria's Aboriginal community to progress their aspirations.



© The State of Victoria Department of Energy, Environment and Climate Action 2025

ISBN 978-1-76136-526-3 (Print)

#### Disclaimer

This publication may be of assistance to you but the State of Victoria and its employees do not guarantee that the publication is without flaw of any kind or is wholly appropriate for your particular purposes and therefore disclaims all liability for any error, loss or other consequence which may arise from you relying on any information in this publication.

# WELL DONE!

You're now a  
Junior Forest  
and Wildlife  
Officer!

Junior Forest  
and Wildlife  
Officer

CONSERVATION  
REGULATOR VICTORIA




Thanks for visiting our forests  
and parks! We hope you had  
fun and learned a lot about  
taking care of the environment.





Puzzle answers



Page 12: A-maze-ing!

- Kangaroo
- Cockatoo
- Tiger snake
- Powerful owl
- Koala

Page 11: Word puzzle

- Across

  - 1. Fireplace
  - 2. Hike
  - 3. Sunscreen
  - 4. Firewood
  - 5. Water
  - 6. Rubbish
  - 7. Wildlife
  - 8. Eucalyptus
  - 9. Unattended
  - 10. Kookaburra
- Down

- 1. Fireplace
- 2. Hike
- 3. Sunscreen
- 4. Firewood
- 5. Water
- 6. Rubbish
- 7. Wildlife
- 8. Eucalyptus
- 9. Unattended
- 10. Kookaburra


Page 6: Crossword

- Freshwater creeks:
- Platypus
- Tree hollows:
- Ringtail possum
- Red-tailed black cockatoo
- Fallen logs and leaves:
- Blue-tongued lizard

Page 5: Get the animals home

C	P	H	P	B	U	W	Z	D	N	B	B	H	P
C	A	M	E	R	A	U	C	M	X	U	Z	C	P
O	X	P	N	Y	W	W	R	F	C	M	V	C	
Q	B	T	R	Z	K	Q	K	C	N	K	C	R	A
Q	I	W	R	O	O	Z	S	D	Q	E	R	A	M
H	R	A	N	E	C	R	S	Z	K	T	S	N	P
A	D	L	B	D	E	K	C	J	A	U	H	G	F
T	S	L	B	X	F	S	G	H	W	K	H	I	
C	W	A	L	K	I	N	G	T	R	A	C	K	R
Q	H	B	J	M	T	E	N	T	G	K	J	T	E
W	I	Y	J	U	X	V	B	M	W	C	C	N	
I	S	D	D	R	X	W	J	O	O	Z	D	C	G
P	Y	W	S	H	Y	D	M	S	N	A	K	E	X
S	L	E	E	P	I	N	G	B	A	G	L	U	B

Page 3: Word search



Page 4: Dot-to-dot

Page 5: Circle the activities

Take photos, set up a tent,  
go hiking, toast marshmallows,  
light a campfire

