

# Child Link User Training

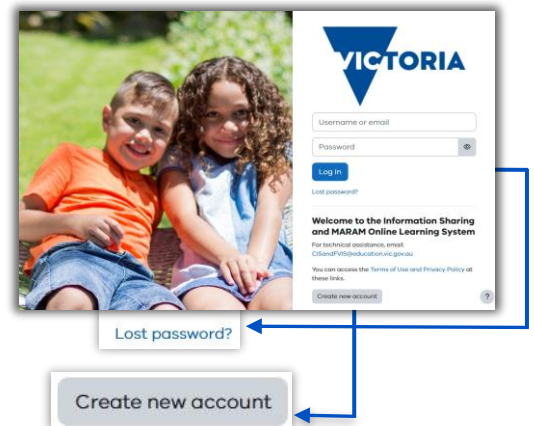
How to access the Information Sharing and MARAM Online Learning System (online learning system) and enrol in Child Link User training.

## Accessing the online learning system


- ▶ Go to <https://training.infosharing.vic.gov.au>

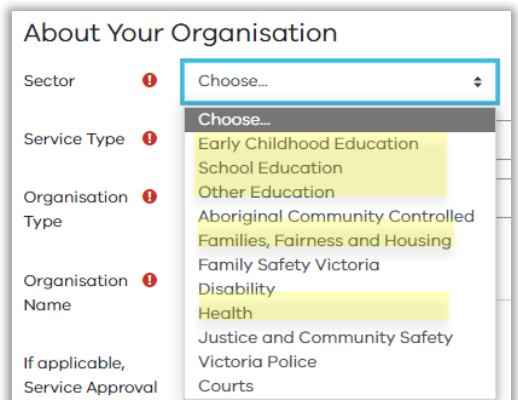
### Option 1: Log in to your existing account

- ▶ If you have previously used the online learning system to **complete other courses**, you will be able to use your existing log in to enter the system.
- ▶ If you have forgotten your log in details, please click the '[Lost password?](#)' link under the Log in button.



### Option 2: Create a new account

- ▶ Click the '[Create new account](#)' button.
- ▶ This will take you to a **New account** page.
- ▶ You must fill in all fields with an exclamation mark 
- ▶ First, choose a username and password in line with the instructions on screen. We recommend using your email address as your username.
- ▶ Complete the **About Your Organisation** section relevant to your workforce. Examples for **Sector** are below:
  - ▶ 'Early Childhood Education', 'School Education' or 'Other Education' if you are from the **Education workforce**.
  - ▶ 'Families, Fairness and Housing' if you are from the **Child Protection workforce**.
  - ▶ 'Health' if you are part of the **Maternal and Child Health workforce**.



### Log in to your account

- ▶ Once you have successfully created an account, a confirmation email will be sent to your registered email. Please check your junk or spam folder in case the email is sent there.
- ▶ Confirm your account by clicking on the link in the email.
- ▶ Log in to the online learning system and register for Child Link User training (details on the next page).



## Access Child Link User Training

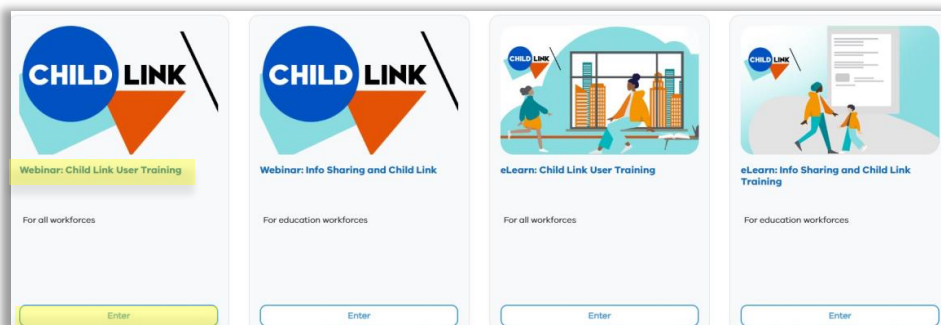
You can choose to complete Child Link training via webinar (Option A) or eLearn (Option B)

### Option A: Sign up for *Webinar: Child Link User Training*

Step 1: From the Home page, click on the **Child Link Training** tile as shown in the image below.



Step 2: Click the **Enter** button on the **Webinar: Child Link User Training** tile:



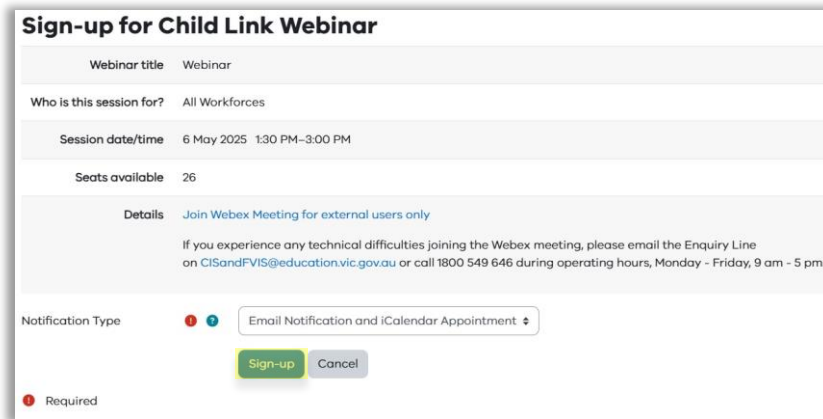
Step 3. On the **Child Link User Training Welcome** page, scroll to the heading **Child Link Webinar** and click the link that says, '[Please click here to pick an upcoming session](#)'. This will take you through to a page that lists all upcoming sessions.



Step 4: Choose your preferred Child Link Webinar session as shown in the image below and select '[Sign-up](#)':

Upcoming sessions					
Webinar title	Who is this session for?	Date	Seats available	Status	Options
Webinar	All Workforces	2 May 2025 2:30 PM–4:00 PM	28	Booking open	<a href="#">Sign-up</a>
Webinar	All Workforces	6 May 2025 1:30 PM–3:00 PM	26	Booking open	<a href="#">Sign-up</a>

Step 5: Click the 'Sign-up' button on the next page to confirm your booking. A confirmation email of your Child Link Webinar booking will be sent to your registered email address.



**Sign-up for Child Link Webinar**

Webinar title	Webinar
Who is this session for?	All Workforces
Session date/time	6 May 2025 1:30 PM–3:00 PM
Seats available	26
Details	<p><a href="#">Join Webex Meeting for external users only</a></p> <p>If you experience any technical difficulties joining the Webex meeting, please email the Enquiry Line on <a href="mailto:CSandFVIS@education.vic.gov.au">CSandFVIS@education.vic.gov.au</a> or call 1800 549 646 during operating hours, Monday - Friday, 9 am - 5 pm.</p>
Notification Type	<div> <div>1</div> <div>2</div> <div>Email Notification and iCalendar Appointment</div> </div>
	<div> <div>Sign-up</div> <div>Cancel</div> </div>

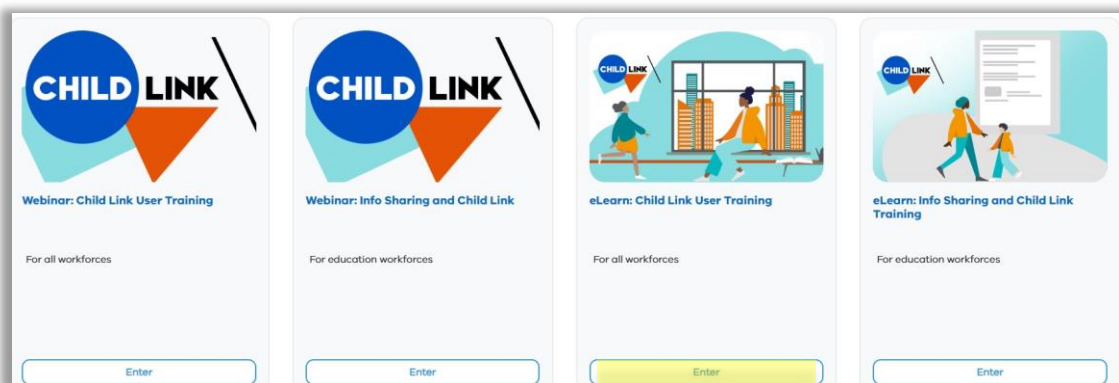
Required

## Option B: Complete eLearn: Child Link User Training

Step 1: From the Home page, click on the **Child Link Training** tile as shown in the image below.



Step 2: Click the **Enter** button on the **eLearn: Child Link User Training** tile:



Step 3: On the **eLearn: Child Link User Training** welcome page, select Module 1 to get started. You will need to complete all modules and the mandatory quiz.

## More information

If you have any questions, please contact us at [childlink@education.vic.gov.au](mailto:childlink@education.vic.gov.au) or on 1800 549 646.