

Government-funded Vocational Education and Training

2024 and Quarter 1 2025 highlights

Prepared by Policy and Strategy Branch

Skills and Employment Group

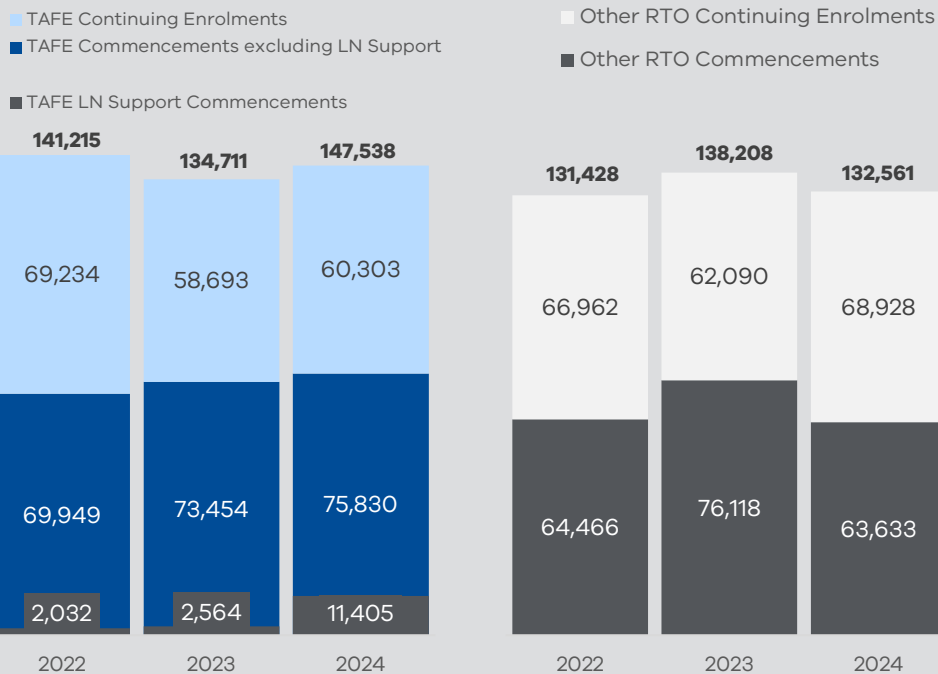


Jobs, Skills,
Industry
and Regions

2024 saw expanded skills and training delivery supported by a 15% increase in TAFE commencements

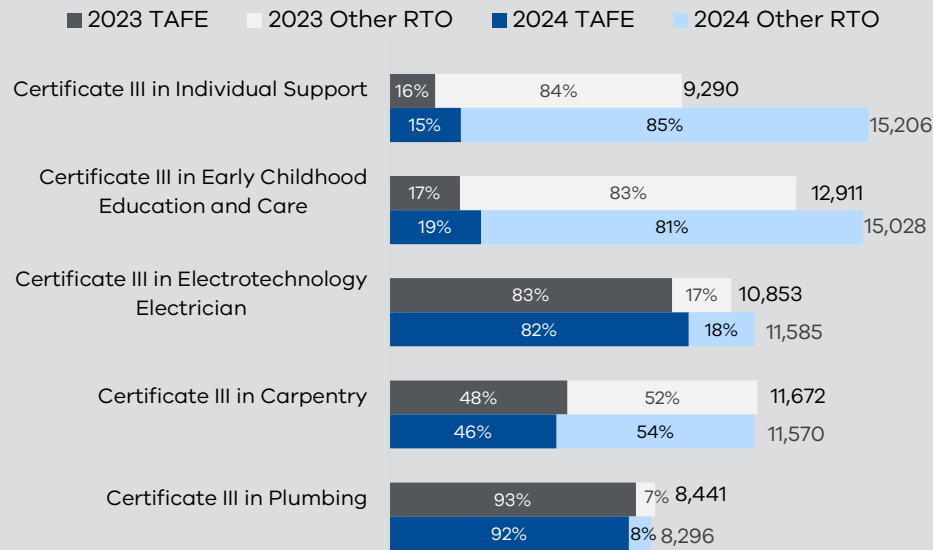
- There were more than 280,000 government-funded enrolments in 2024 – a 3% increase on 2023 – with more people reskilling and TAFE delivery growing.
- TAFE commencements increased by 15% – including a large increase in the Free TAFE Literacy and Numeracy Support (LN Support) program.

Commencements, continuing enrolments and enrolments by provider type



- The top 5 2024 courses remain the same as 2023 with a large increase in Certificate III Individual Support due to requirements changing for the Certificate IV in Disability Support and significant growth in the Certificate III in Early Childhood Education & Care.
- The top 3 TAFE courses were electrician, plumbing and carpentry apprenticeships – supporting the pipeline of workers for the housing and clean energy industries.

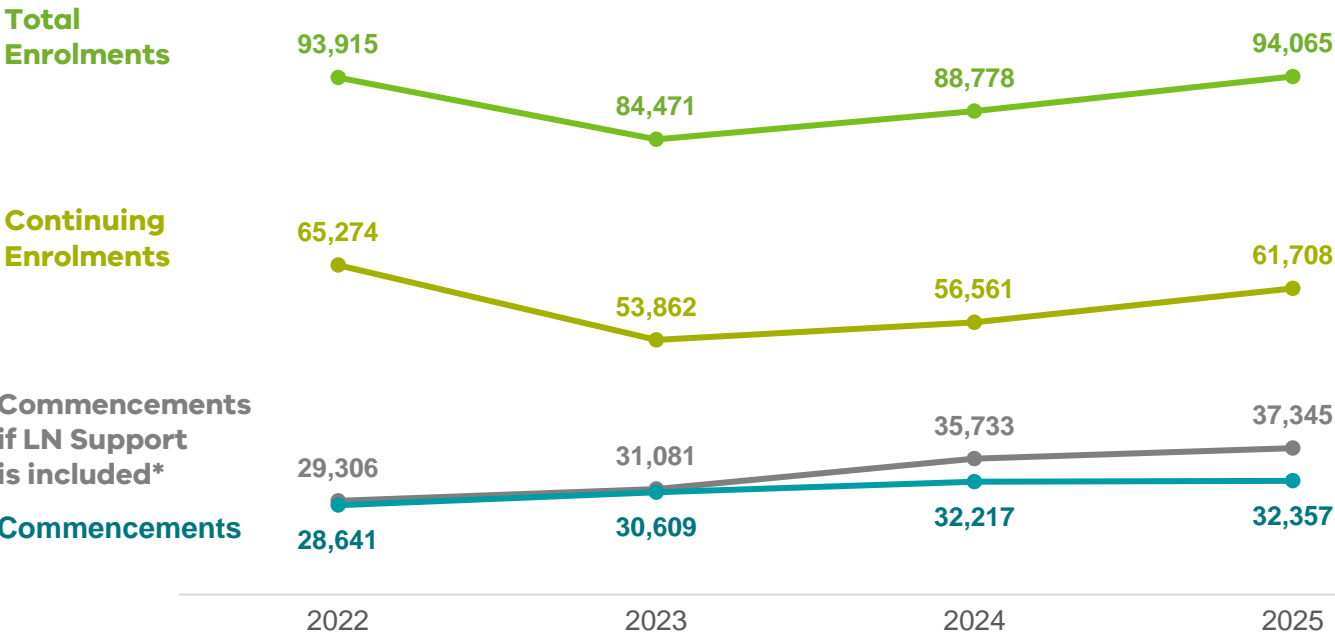
Top 5 Courses by TAFE and other registered training organisations enrolments



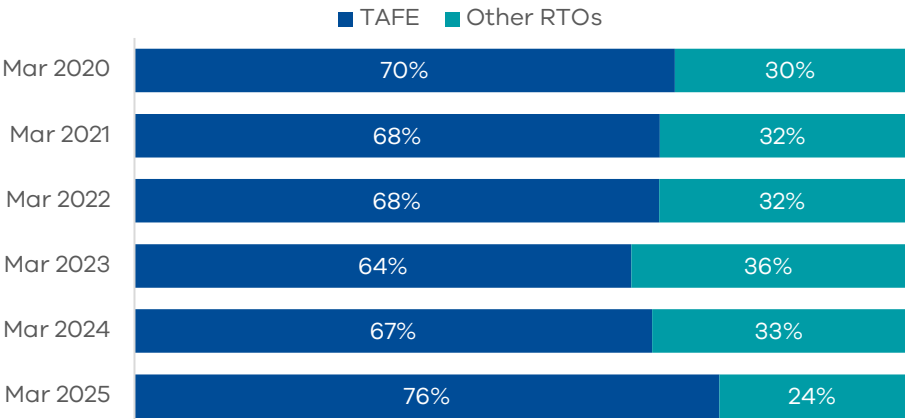
TAFE growth has continued in the first quarter of 2025, lifting its share of training activity to 76%

- Quarter 1 data indicates that TAFE commencements have continued to be strong in 2025, particularly for stand-alone TAFEs – and are the highest since 2022.
- TAFE share of commencements has increased to its highest level in many years and is now at 76%.
- This means more skills funding is going to TAFEs, consistent with the Government’s commitment to provide TAFEs with more than 70% of skills funding.

TAFE Network Commencements and Enrolments Mar 2022-25



TAFE Network Commencement Share (excl. LN Support)

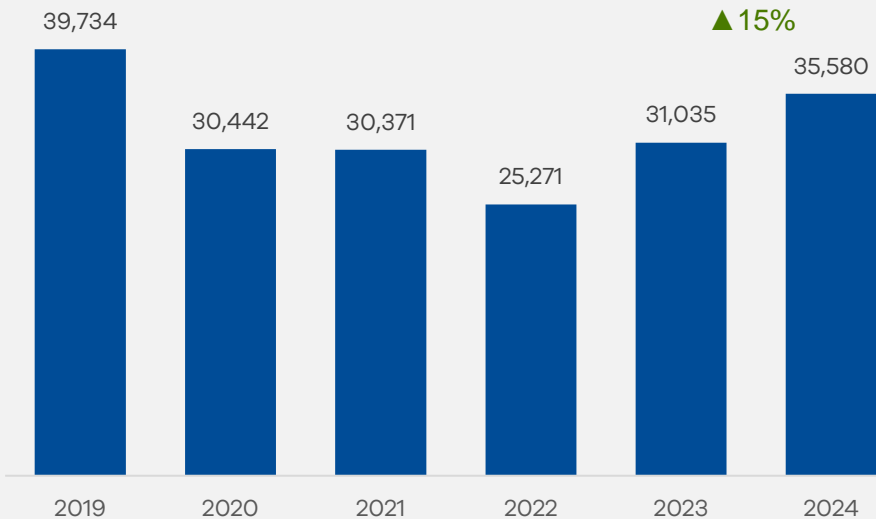


* LN Support is excluded unless stated otherwise.

Free TAFE has continued to grow in 2025 and is supporting more people to access training

- Free TAFE has saved students more than \$625 million in tuition fees since the Victorian Government introduced the initiative in 2019, reducing the cost of living and barriers to training for more than 206,200 students (as at March 2025).
- More than 35,580 students commenced a Free TAFE course in 2024 – a 15% increase on 2023 – and the highest level since 2019. Quarter 1 data suggests that demand for Free TAFE continues to be strong in 2025.
- Free TAFE offers more than 80 programs without tuition fees to more Victorians, including those retraining for new in-demand careers. The most popular courses are in areas of high labour market need (see table below).

Free TAFE Commencements by Year



Please note: Chart excludes short courses like LN Support.

Top 10 Free TAFE Courses by 2024 Commencements

Course Name	2023	2024	%Change
Certificate IV in Training and Assessment	2,691	3,072	▲ 14%
Certificate IV in Accounting and Bookkeeping	2,321	2,932	▲ 26%
Certificate IV in Cyber Security	2,735	2,831	▲ 4%
Diploma of Nursing	2,516	2,452	▼ -3%
Certificate III in Individual Support	967	1,788	▲ 85%
Certificate III in Early Childhood Education and Care	1,621	1,682	▲ 4%
Diploma of Community Services	1,354	1,498	▲ 11%
Certificate IV in Work Health and Safety	792	1,045	▲ 32%
Certificate II in Electrotechnology (Pre-vocational)	781	1,023	▲ 31%
Certificate III in Information Technology	815	968	▲ 19%

Current government funded training for Child Carers meets industry's employment growth and most demand linked to attrition

In 2024, government paid for more than \$73 million in subsidies to deliver care courses, including the Certificate III in Early Childhood Education and Care which had the second most commencements in the system.

Funded training places
There are 13 funded places in 2025 for every 10 jobs

Skills First places



Completions



New workers
Around 54% of enrolments will complete their qualification

Unmet demand can be met through:

- industry improving conditions to lower attrition and attract skilled workers back to the sector, and
- more fee-for-service activity (currently filling 1 in 10 new jobs)

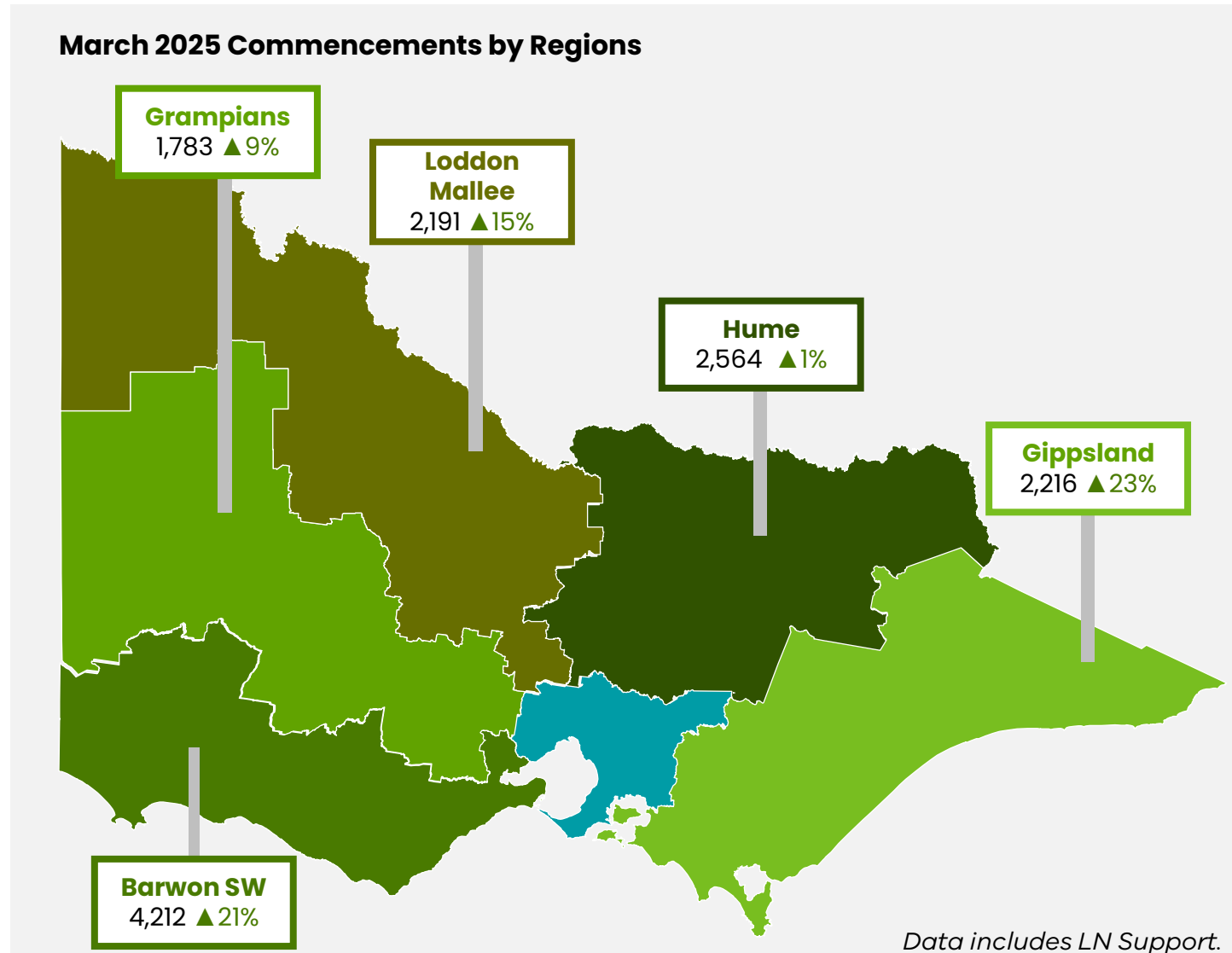
Employment demand
9 in 10 new jobs are due to attrition (inc. retirements) and only 1 in 10 is due to sector employment growth

New jobs



Regional training delivery grew in 2024 and Quarter 1 data indicates it has continued to increase in 2025, led by TAFEs

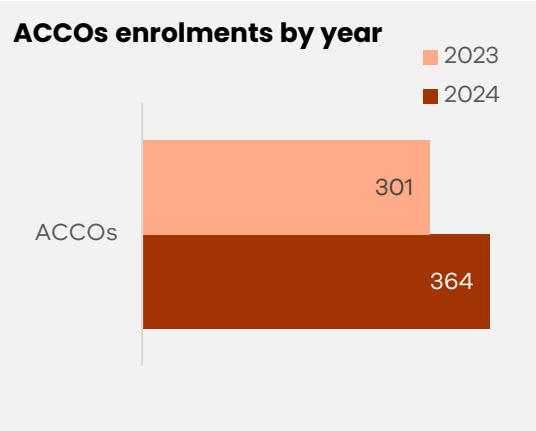
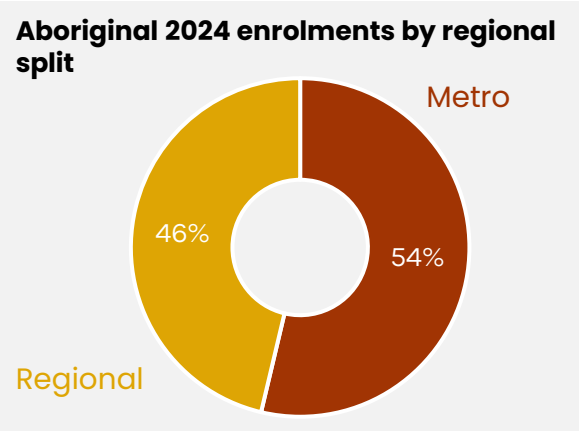
- Quarter 1 data indicates that regional delivery has increased by 14% in 2025, with strong growth in Gippsland, Barwon South West, Loddon Mallee, and Grampians. This builds on a strong 2024 when regional delivery increased by 2%.
- TAFE delivery is driving regional growth. TAFE regional delivery was 12% higher in 2024, and Quarter 1 data suggests that regional TAFE delivery has grown by a further 20% in 2025.
- The courses with the highest enrolments in regional Victoria are in care and housing courses, and the Certificate IV in Training and Assessment.



More First Nations students commenced training in 2024, supported by the introduction of the Skills First Aboriginal Access fee waiver

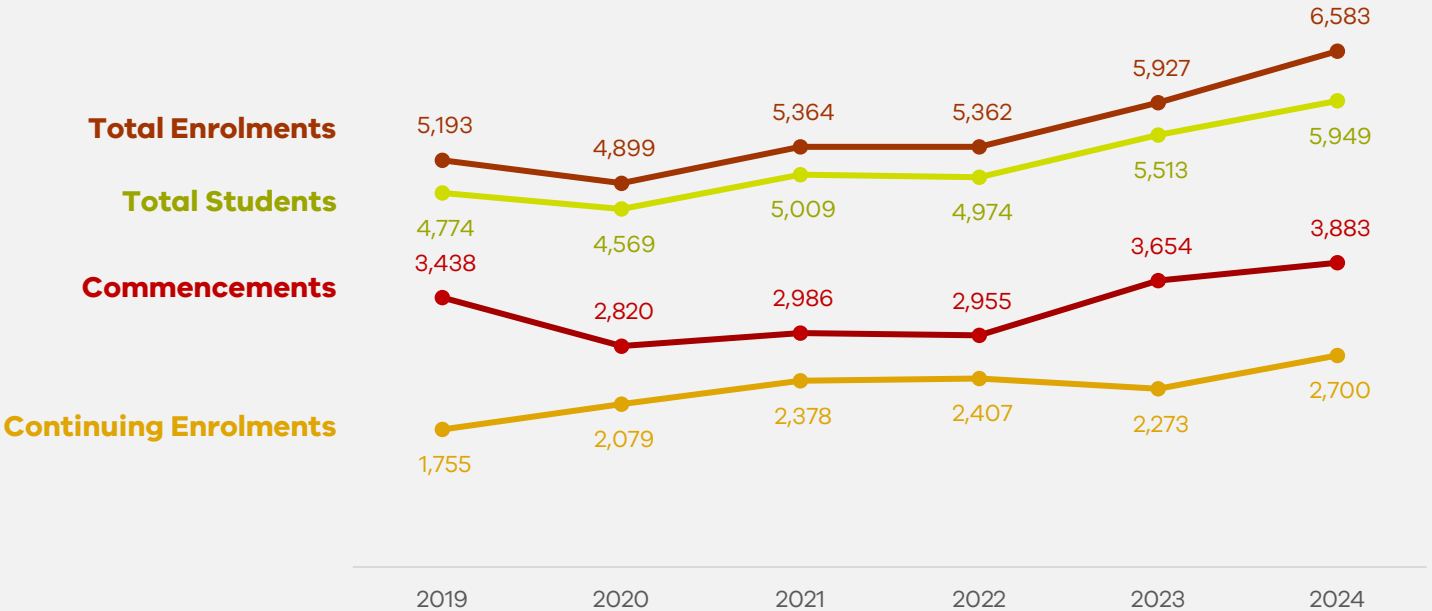
4,519

Skills First
Aboriginal
Access Fee
Waiver
enrolments



- The Aboriginal Access Fee Waiver was introduced in 2024 to enable First Nations Victorians to do any VET qualification under Skills First without tuition fees.
- 4,591 people accessed the Skills First Aboriginal Access fee waiver in 2024 which helped boost First Nations commencements by 6% compared to 2023.
- Commencements grew most in the Certificate I in General Education for Adults, Certificate II in Building and Construction Pre-Apprenticeship, and Certificate II in Supply Chain Operations.

Aboriginal Accredited Training Overview



Student outcomes and completion rates are on a positive trajectory



76.1% of employers are satisfied with the training provided by their RTO



Around 9 in 10 student who finish their VET qualification achieve their main reason for training and are satisfied with their training

Student and Employer Satisfaction Survey Outcomes



Completion rates for non-apprentices have improved by 6 percentage points since 2017



Apprentice completion rates have increased by 3 percentage points since 2017

Completion Rates by Completed Year

6-Yr Apprenticeship



4-Yr Standard Course

