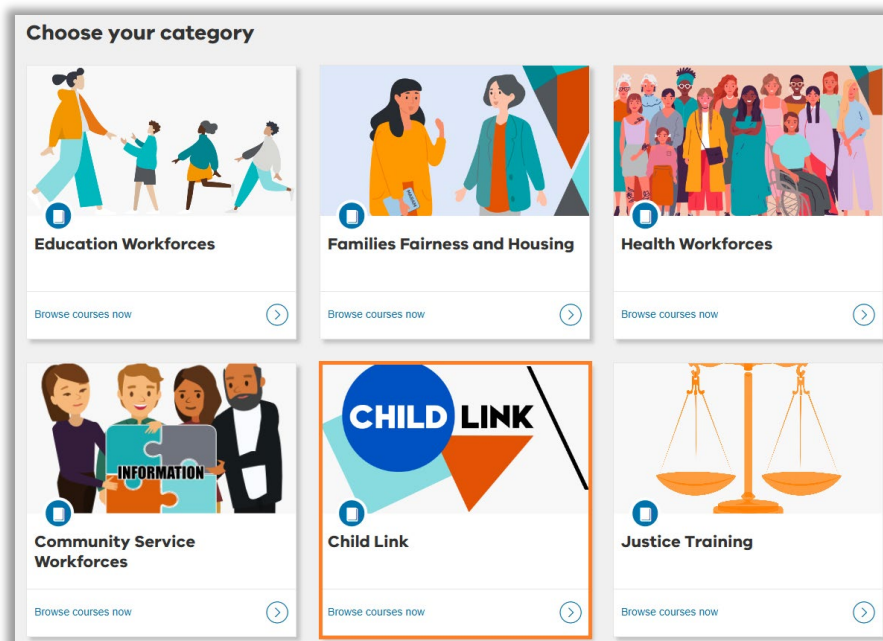


Child Link User Training

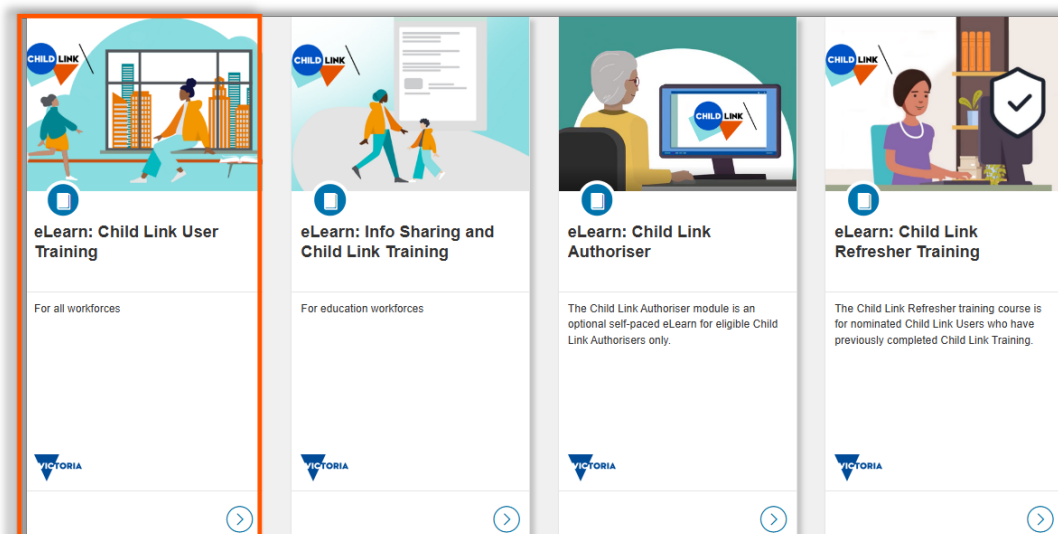
How to access the Information Sharing and MARAM Online Learning System (online learning system) and create an account to complete Child Link User training.

Access the online learning system

- ▶ Go to <https://training.infosharing.vic.gov.au>.
- ▶ Click the **Child Link** category to find the Child Link training courses.



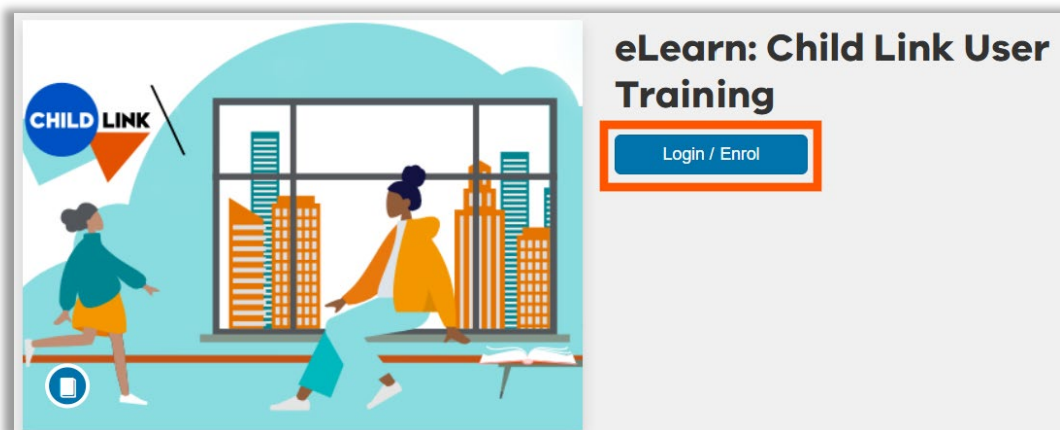
- ▶ Select the **eLearn: Child Link User Training** course.



Create a new account or login

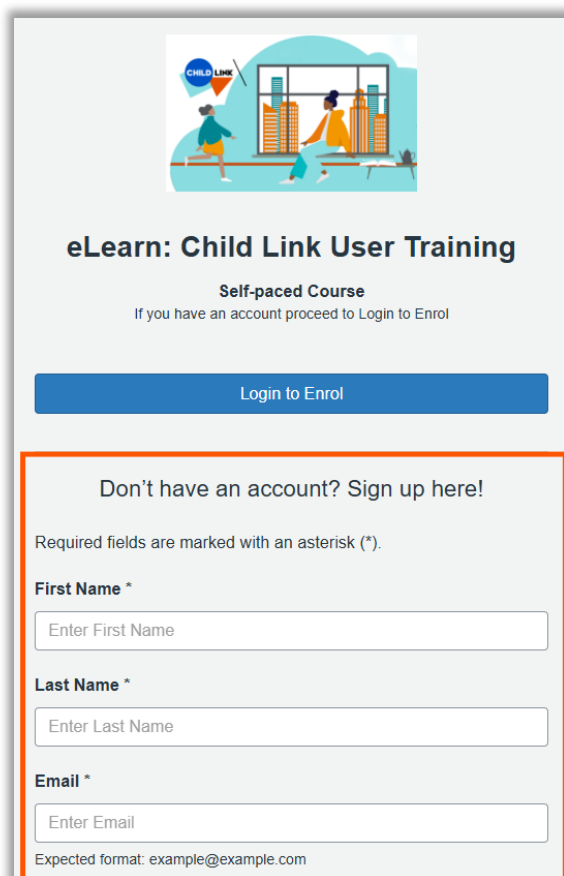
- ▶ Select the **Login/Enrol** button to create an account or login.

Note: You will need to create a new account when first accessing courses on this online learning system.



Follow the steps below to create a new account.

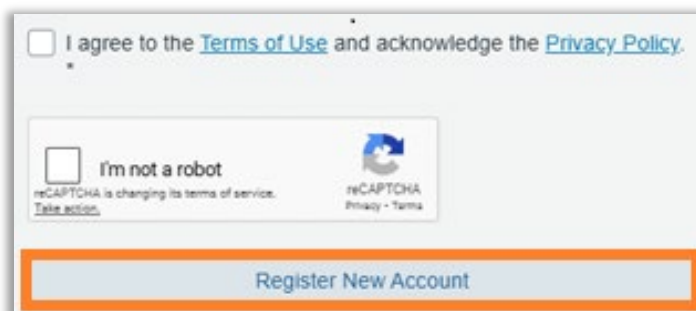
Step 1: Create an account by filling out the required fields. You must fill in all the fields flagged with an asterisk (*).



The form is titled 'eLearn: Child Link User Training' and is labeled as a 'Self-paced Course'. It includes a 'Login to Enrol' button. Below this, a section titled 'Don't have an account? Sign up here!' contains a registration form. The form has three required fields, each marked with an asterisk (*): 'First Name', 'Last Name', and 'Email'. Each field has a placeholder text 'Enter [Field Name]'. A note states 'Required fields are marked with an asterisk (*)'. At the bottom, it specifies the 'Expected format: example@example.com'.

Step 2: Tick the box to agree to the **Terms of Use** and acknowledge the **Privacy Policy**.

Then, complete the reCAPTCHA by selecting 'I'm not a robot', and click the **Register New Account** button to finish.



☐ I agree to the [Terms of Use](#) and acknowledge the [Privacy Policy](#).

☐ I'm not a robot
reCAPTCHA is changing its terms of service. [Take action](#)

[reCAPTCHA Privacy - Terms](#)

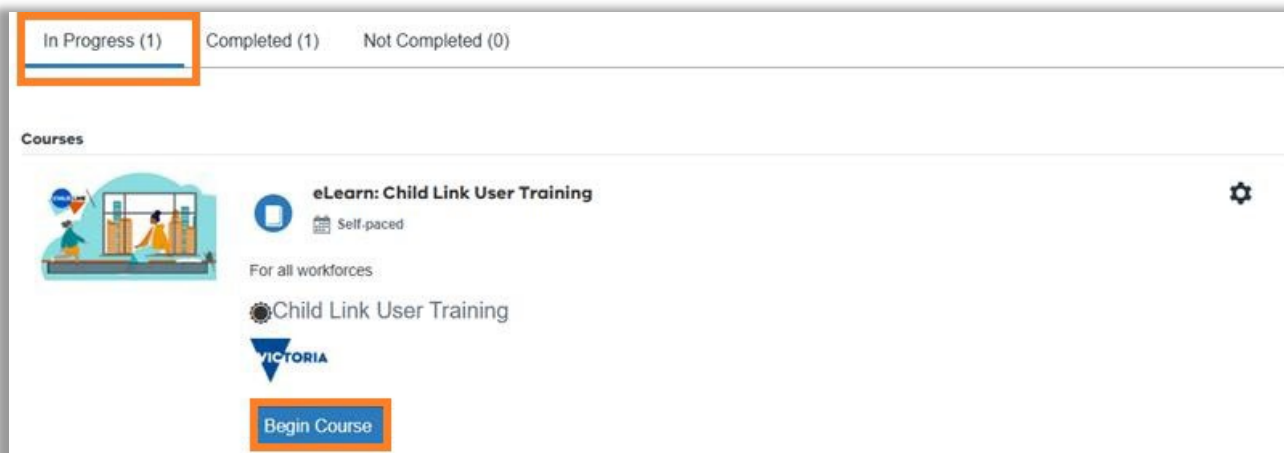
Register New Account

Step 3: Once you have successfully created an account, you will receive an account confirmation email. Check your junk or spam folder in case it appears there.

Click the '**Confirm account**' button in this email to set up your password and complete registration.



Start your training course


After confirming your account, you will be taken to your **Student Dashboard**. Click the button '**Begin Course**' button to start your training.




In Progress (1) Completed (1) Not Completed (0)


Courses

 **eLearn: Child Link User Training** 

 Self-paced

For all workforces

 Child Link User Training



Begin Course

- ▶ The training is divided into four individual modules and contains a mandatory quiz
- ▶ **IMPORTANT:** You will need to complete all modules and the mandatory quiz to receive your certificate of completion. This certificate contains a training receipt number, which is used to validate your Child Link account.

More information

If you have any questions, please contact us at childlink@education.vic.gov.au or on 1800 549 646.